




Child Welfare in Connecticut

January 2010



Connecticut's Children¹

Child Population: 812,213

Children Living in Poverty: 99,580

Child Poverty Rate: 12.5%

Child Abuse and Neglect²

Child Victims: 9,875

Type of Abuse and Neglect	Percent (%)*
Neglect and Medical Neglect	94.1
Physical Abuse	5.9
Sexual Abuse	4.5
Psychological and Other Maltreatment	3.8

*Percentages may not total 100% because abuse or neglect can be reported in one or more categories.

Foster Care³

Number of Children in Foster Care:* 5,784

Average Length of Stay in Foster Care: 31.0 mos.

Abused and Neglected While in Foster Care: 0.53%

*Foster care includes family foster care, group care and institutional care

Percent of Children with 2 or Fewer Placements in Care:

Less than 12 months: 85.3

Between 12 – 24 months: 62.5

More than 24 months: 32.8

Permanency⁴

Number of Exits from Foster Care: 1,904

Type of Exit	Percent (%)
Adoption	22.7
Reunification	67.4
Legal Guardianship	4.6
Other	5.1
Missing Data	0.1

Percent of Children Reunified Within:

Less than 12 months: 58.6

Between 12 – 24 months: 23.4

More than 24 months: 15.1

Percent of Children Adopted Within:

Less than 12 months: 2.5

Between 12 – 24 months: 21.5

More than 24 months: 76.1

Number of Children Waiting for Adoption: 1,360

Relative Caregivers⁵

Number of Children Living with Relatives Without Either Parent Present (not necessarily in foster care): 21,123

Subsidized Guardianship Program? Yes

Subsidized guardianship programs help children live permanently with a legal guardian (often a relative or close family friend) with ongoing payments to provide for the needs of the child. States with such programs may or may not opt to request federal Kinship Guardianship Assistance Payments for eligible children.

Sources and Notes

(All data provided are most current available as of November 2009)

1) Child population: U.S. Department of Commerce, Bureau of the Census, "Estimates of the Resident Population by Selected Age Groups for the United States, States, and Puerto Rico: July 1, 2008," Calculations by CDF; Children living in poverty and rate of children living in poverty: U.S. Department of Commerce, Bureau of the Census, 2008 American Community Survey, Table B17001. Calculations by CDF.

2) National Data Archive on Child Abuse and Neglect. (2007). National Child Abuse and Neglect Data System (NCANDS) Child File 2007 [data file], available at <http://www.ndacan.cornell.edu/index.html>.

3) Number of children in foster care and length of stay in foster care: U.S. Congress, House of Representatives, Committee on Ways and Means, *Background Materials and Data on the Programs within the Jurisdiction of the Committee on Ways and Means* (2008), Table 11-62 & 11-72, calculations by CDF; Abused or neglected while in care: U.S. Department of Health and Human Services (DHHS), Administration on Children, Youth and Families (ACYF), *Child Maltreatment 2007* (April 2009), Table 3-17, calculations by CDF; Children with 2 or Fewer Placements: U.S. DHHS, ACF, Administration on Children, Youth and Families, Children's Bureau, *Child Welfare Outcomes 2002-2005*, Table 6.1; Children waiting to be adopted: U.S. DHHS, ACF, Administration on Children, Youth and Families, "Children in Public Foster Care Waiting to be Adopted: FY 1999 thru FY 2006."

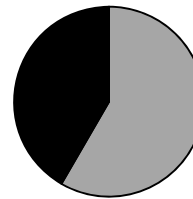
4) *Child Welfare Outcomes 2002-2005*. Tables 3.1, 4.1, 5.1.

5) U.S. Department of Commerce, Bureau of the Census, *2000 Census American Fact Finder Advanced Query*. Calculations by CDF of the number of children living in relative-headed households without either parent present; and CDF *States' Subsidized Guardianship Laws At A Glance 2008*.

Sources of Child Welfare Spending⁶

FY 2006	Amount
Federal Expenditures	400,258,865
State Expenditures	285,722,962
Local Expenditures	0
Total	685,981,827

41.65%



58.35%

■	Percent Federal Expenditures
■	Percent State Expenditures
□	Percent Local Expenditures

Major Federal Child Welfare Spending⁶

FY 2006	Amount	Percent of Total Federal Spending
Title IV-B	4,472,549	1.12
Title IV-E	225,253,409	56.28
Social Services Block Grant (SSBG)	2,407,211	0.60
TANF (Temporary Assistance for Needy Families)	136,340,264	34.06
Medicaid (Excludes Medicaid expenditures for routine health care services provided to children in foster care.)	24,488,852	6.12

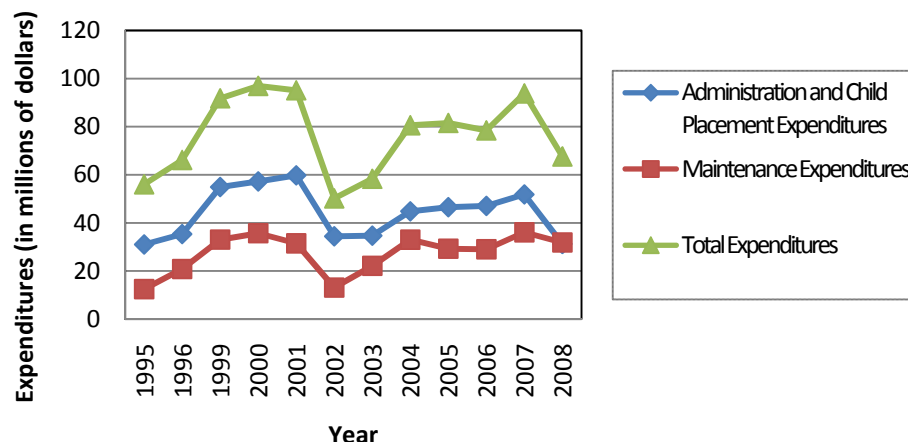
Percentages may not total 100% because some states could not categorize all federal spending by source.

Federal Title IV-E Spending⁷

Foster Care Expenditures FY 2008			Adoption Assistance Expenditures FY 2008		
Type	Amount	Percent (%)	Type	Amount	Percent (%)
Maintenance Payments	31,842,113	47.08	Adoption Assistance Payments	18,222,690	63.03
Administration and Child Placement Services	31,299,682	46.28	Administration	8,233,825	28.48
SACWIS	2,654,370	3.93	Training	2,455,602	8.49
Training	1,834,693	2.71	Total	28,912,117	
Total	67,630,858				

- ◆ In 2007, 2,453 (42.41%)* Children in Foster Care Received Title IV-E Funded Foster Care Payments
- ◆ In 2002, (Data Unavailable)** Children Adopted from Foster Care Received IV-E Funded Adoption Assistance Payments

Federal Title IV-E Foster Care Spending 1995-2008



*Average monthly number of children receiving federal foster care divided by the number of children in foster care on the last day of the year.

**Average monthly number of children receiving federal adoption assistance divided by the total number of children receiving adoption assistance at a point in time.

Sources and Notes

(All data provided are most current available as of November 2009)

6) Child Trends, "Federal, State, and Local Spending to Address Child Abuse and Neglect in SFY 2006" December 2008, Appendix A.

7) U.S. Department of Health and Human Services Expenditure Data for FY's 2005, 2006, 2007, and 2008; U.S. Congress, House of Representatives, Committee on Ways and Means, Greenbook: 1996, 1998, 2000, and 2004; and Ursula Gilmore and Elizabeth Oppenheim, *Interstate Movement of Children Receiving Adoption Assistance* (Washington, D.C.; American Public Human Services Association, 2003). (Updated data on adoption assistance expected early 2010.)

For more information please contact ssprow@childrensdefense.org (202-662-3568) or tconwayperrin@clasp.org (202-906-8026)