


# Did Your Members of Congress Protect Children?



The 2007 Children's Defense Fund Action Council®  
Nonpartisan Congressional Scorecard

# **THESE FATHERS** **ARE BEHIND** **IN THEIR CHILD** **SUPPORT.**



© February 2008 by the Children's Defense Fund Action Council  
All rights reserved.  
ISBN 1-881985-50-4  
Printed in the United States of America.

# Table of Contents

---

<b>Preface .....</b>	<b>1</b>
<b>How the CDF Action Council Compiles This Congressional Scorecard .....</b>	<b>4</b>
<b>2008 Presidential Candidates .....</b>	<b>5</b>
<b>Best and Worst U.S. Senators for Children.....</b>	<b>5</b>
<b>Best and Worst U.S. Representatives for Children .....</b>	<b>6</b>
<b>Best and Worst State Congressional Delegations for Children .....</b>	<b>10</b>
<b>State Delegation Scores and Rankings .....</b>	<b>11</b>
<b>Congressional Members' Scores by State Delegation .....</b>	<b>14</b>
<b>Key Senate 2007 Children's Votes .....</b>	<b>36</b>
<b>Key House of Representatives 2007 Children's Votes .....</b>	<b>39</b>

*"We are trying to do what is right by our children, who are currently not being helped by our health care system. If we cover children properly, we will save billions of dollars in the long run."*

— Senator Orrin Hatch, July 31, 2007

*"We believe that with the hopes and aspirations of our children as our compass, our future is bright."*

— Speaker Nancy Pelosi, January 19, 2007

*"We are guilty of many errors and many faults but our worst crime is abandoning the children, neglecting the foundation of life. Many of the things we need can wait. The child cannot. Right now is the time his bones are being formed, his blood is being made, and his senses are being developed. To him we cannot answer 'Tomorrow.' His name is 'Today.'"*

— Gabriela Mistral, Chilean poet, educator, Nobel Laureate



Elizabeth Bostic, five, of Dublin, Ohio, participated with her parents in the March 2007 CDF Children's Witness in Washington, D.C., seeking health coverage for herself and her siblings.

# Preface

---

## How Well Did Your Members of Congress Protect Children?


**W**hile the 110<sup>th</sup> Congress failed to provide all children health coverage and to override two presidential vetoes of funding for the State Children’s Health Insurance Program (SCHIP), which would have provided coverage to more than 3 million uninsured children, Congress did take some important strides forward for children and families in 2007 by passing:

- The first increase in the minimum wage in a decade, bringing it from \$5.15 to \$7.25 an hour by 2009. The minimum wage is a cornerstone in a broader strategy to reduce child and family poverty. Approximately 6.4 million children under 18 are expected to benefit from this modest wage increase.
- Access and quality improvements in Head Start to help more young children start school ready to succeed.
- Additional funds for student loans to help many more youth attend college.

Nevertheless, millions of children remain at risk including:

- 12.8 million children living in poverty, 5.5 million in extreme poverty;
- 9.4 million uninsured children, nearly 90 percent of whom live in working families; and
- The 97 percent of infants and toddlers who are eligible for the Early Head Start Program but are not enrolled.

On February 25, 2007, 12-year-old Deamonte Driver of Prince George’s County, Maryland, died from a tooth abscess that infected his brain after his mother could not get one of over two dozen dentists she contacted to pull it because none of them would accept Medicaid patients. After two operations and hospitalization at taxpayers’ expense of over \$250,000, Deamonte died. At Deamonte’s memorial service at his school, the sadness and fear of his schoolmates were palpable—could it happen to them? In the United States of America, children should not die or fear dying from a toothache and lack of dental care. Less than 17 percent of the dentists in Maryland will serve children covered by Medicaid because provider reimbursement rates are so low. One in five poor children has not seen a dentist in more than two years. Yet the Congress and President of the United States could not find the moral or political gumption to require dental coverage for all children or ensure adequate provider reimbursement rates in 2007 as CDF proposed.



Deamonte Driver



Every day mattered for Devante Johnson, a 13-year-old from Houston, Texas, with advanced cancer of the kidneys. To survive, he depended on Medicaid to cover chemotherapy, radiation and constant monitoring, so his mother submitted his renewal application two months before the deadline. Hearing nothing back, she submitted at least two more complete renewal applications and called and faxed information multiple times trying to keep her son covered. But the impenetrable bureaucratic



Devante Johnson

renewal system never processed her paperwork and her son went without coverage for four months as his tumors grew. By the time a state legislator intervened, it was too late. On March 1, 2007, Devante died from cancer complications.

The Children's Defense Fund Action Council's top priority in 2007 was comprehensive health coverage for every pregnant woman and for every child—not one-third, one-fourth or one-half—but every child. We believe that every child's life is of equal value and that our Creator did not make two classes of children. We also believe it is morally—as well as practically—indefensible for political leaders of any party to claim we cannot afford to ensure the basic human right to health care for any child in our rich nation that leads the world in per capita health expenditures. So as SCHIP came up for reauthorization, the President and the Congress had an opportunity and responsibility to finish the job that SCHIP and Medicaid began by covering *all* children.

The CDF Action Council, building on the best practices in states and lessons learned about children falling through the bureaucratic cracks of Medicaid and SCHIP, strongly urged Congress to enact the *All Healthy Children Act*, S. 1564/H.R. 1688, introduced by Representative Bobby Scott (D-VA) in the House and Senator Bernie Sanders (I-VT) in the Senate. We thank the 62 House co-sponsors for their support. However, we regret that neither a single House Republican nor any other Senator joined them to push for coverage for all children, with comprehensive benefits including dental and mental health, simplified bureaucracy, and a national eligibility plan for families up to 300 percent of the federal poverty level. We hope they will change their minds, and we expect Members of Congress to include the Act's provisions in the reauthorization of SCHIP or separate fast track consideration of our independent child health coverage bill in March 2009.

Children's lives should not depend on the lottery of geography. What a massive lost opportunity to educate and stand up for children and against powerful special interests that would deny any child the right to live. As it was likely President Bush was going to veto any reasonably decent child health bill, why not stand for what children need? An overwhelming majority of the American people support coverage for all children, the purpose of the *All Healthy Children Act*. And over 1,200 national, state and local organizations representing more than 100 million Americans support the Act's principles.

We hope Members of Congress and the next President of the United States will find the moral and common sense to cover every child *now*. We will hold them all accountable for the core principles in the *All Healthy Children Act*. Children are being born at low birthweight, are dying, and are struggling

to learn in school without the required attention to their basic needs for health care and for specialized treatment. And right now, Katrina's children and many of the more than 900,000 neglected and abused children across the country urgently need the health and mental health care any decent nation would extend.

The CDF Action Council strongly supports long overdue health coverage for everyone in America as soon as possible—but *children cannot wait*. As SCHIP comes up again for reauthorization early in 2009, we hope every Member of Congress will insist on covering every child and pregnant mother now by incorporating and adequately funding the provisions of the *All Healthy Children Act*. Specious claims that we could not find the money—\$70 billion over five years—to cover all children is belied by the amount spent in eleven months for tax cuts for the top one percent of richest Americans and in seven months for the Iraq War.

We do not have a money problem in America: We have a priorities and political will question. It is time for all adults to protect the health of our children. The citizens of the nation must demand that our leaders free our children from the false ideological and political tugs of war and the jaws of those who put excess profits ahead of children's lives.

How well did Congress protect children in 2007? Not well enough: 276 Members of Congress had good scores of 80 percent or higher, and 198 of those had stellar scores of 100 percent. But 231 scored 60 percent or lower—a failing grade from our school days.

As candidates line up to ask for your votes in November 2008, all Americans need to be very clear that **this is no time for empty promises**. Whether Members of Congress are liberal, conservative or moderate; Democrat, Republican or Independent, children need *all* of them to vote, lobby, speak for and protect them. Adults need to listen carefully to what candidates say they will do for children and families and, once they are in office, we need to hold them accountable. Please thank your Members of Congress with scores of 80 percent or above and let those with scores of 60 percent or below know you are not pleased. And please convey that same message to each Presidential candidate. **We must demand that our leaders commit to children as a condition of our vote.**

# How the CDF Action Council Compiles This Congressional Scorecard

---

The 2007 Children’s Defense Fund Action Council® Nonpartisan Congressional Scorecard scores ten Senate and ten House votes that directly affect the lives of children. The Senate and House votes in this year’s Congressional Scorecard cover a range of issues, including the budget, appropriations, child health, education and tax relief/minimum wage measures. Members not voting and votes cast as “present” are scored as votes against children. While we acknowledge that some missed votes are unavoidable due to Member or family illness, it is not possible for us to objectively determine the reason behind each missed vote. For example, as a result of the presidential election in 2008, scores for some Members who have devoted significant time to campaigning for the upcoming election may be considerably lower than in past years. However, Members who served only part of a term are scored only on votes cast while in office. It should also be noted that the Speaker of the House holds a unique position. Although entitled to participate in debate and to vote, he or she traditionally votes only when the vote would be decisive and on matters of special importance such as constitutional amendments.

State delegation scores are calculated by adding each state’s Senators’ and Representatives’ votes for the *CDF Action Council* position and dividing by the number of votes scored. Information on how a Representative or Senator voted on each selected bill comes from CQ.com, an automated Internet legislative database, and is based on the *Congressional Quarterly’s* record of the votes. These votes are also checked against the House and Senate roll call votes to ensure they are consistent.

We hope this Nonpartisan Congressional Scorecard will serve as an important educational tool as you review the actions of your Members of Congress and make decisions about who you will elect to Congress in the future. Judge for yourself how well your Senators’ and Representative’s votes and actions matched their rhetoric about protecting children. We encourage you to call, write and visit your Senators and Representative in Washington, D.C., and in their district offices. To find out who represents you in Congress and to access our interactive online Scorecard, visit the *CDF Action Council* website at [www.cdfactioncouncil.org](http://www.cdfactioncouncil.org). You can also sign up for Action Alerts to find out when Congress is making critical decisions about children and to let them know your views by clicking on the “Keep Me Informed” button.

This annual Nonpartisan Congressional Scorecard is part of the CDF Action Council’s public education, ongoing policy analysis and advocacy for children. It should not be taken as an endorsement of any candidate for public office.



## 2008 Presidential Candidates\*

### Republicans

Sen. Sam Brownback (KS)	40%
Rep. Duncan Hunter (CA)	20%
Sen. John McCain (AZ)	10%
Rep. Ron Paul (TX)	0%
Rep. Tom Tancredo (CO)	0%

### Democrats

Sen. Joe Biden (DE)	50%
Sen. Hillary Clinton (NY)	70%
Sen. Chris Dodd (CT)	60%
Rep. Dennis Kucinich (OH)	70%
Sen. Barack Obama (IL)	60%

\* Scores may have been affected by absenteeism.

## Best and Worst U.S. Senators for Children

**The average Senate score for children was 69 percent. There were 25 Senators who scored 100 percent and 13 Senators who scored 30 percent or below.**

### The Best Senators for Children Scored 100 Percent

Sen. Daniel Akaka (D-HI)	100%	Sen. Frank Lautenberg (D-NJ)	100%
Sen. Evan Bayh (D-IN)	100%	Sen. Patrick Leahy (D-VT)	100%
Sen. Jeff Bingaman (D-NM)	100%	Sen. Carl Levin (D-MI)	100%
Sen. Sherrod Brown (D-OH)	100%	Sen. Joe Lieberman (D/I-CT)	100%
Sen. Ben Cardin (D-MD)	100%	Sen. Robert Menendez (D-NJ)	100%
Sen. Robert Casey, Jr. (D-PA)	100%	Sen. Barbara A. Mikulski (D-MD)	100%
Sen. Richard Durbin (D-IL)	100%	Sen. Patty Murray (D-WA)	100%
Sen. Russ Feingold (D-WI)	100%	Sen. Jack Reed (D-RI)	100%
Sen. Dianne Feinstein (D-CA)	100%	Sen. Harry Reid (D-NV)	100%
Sen. Tom Harkin (D-IA)	100%	Sen. Jay Rockefeller (D-WV)	100%
Sen. Daniel Inouye (D-HI)	100%	Sen. Debbie Stabenow (D-MI)	100%
Sen. Amy Klobuchar (D-MN)	100%	Sen. Sheldon Whitehouse (D-RI)	100%
Sen. Herbert Kohl (D-WI)	100%		

### The Worst Senators for Children Scored 30 Percent or Below

Sen. Wayne Allard (R-CO)	30%	Sen. Judd Gregg (R-NH)	30%
Sen. Jim Bunning (R-KY)	30%	Sen. James Inhofe (R-OK)	20%
Sen. Richard Burr (R-NC)	30%	Sen. Jon Kyl (R-AZ)	30%
Sen. Tom Coburn (R-OK)	20%	Sen. John McCain (R-AZ)	10%
Sen. Mike Crapo (R-ID)	30%	Sen. Mitch McConnell (R-KY)	30%
Sen. James W. DeMint (R-SC)	20%	Sen. David Vitter (R-LA)	20%
Sen. Lindsey Graham (R-SC)	30%		

# Best and Worst U.S. Representatives for Children

**The average House of Representatives score for children was 66 percent. There were 173 Representatives who scored 100 percent and 132 Representatives who scored 30 percent or below.**

## The Best Representatives for Children Scored 100 Percent

Rep. Neil Abercrombie (D-HI)	100%	Rep. Artur Davis (D-AL)	100%
Rep. Gary L. Ackerman (D-NY)	100%	Rep. Danny Davis (D-IL)	100%
Rep. Thomas H. Allen (D-ME)	100%	Rep. Susan Davis (D-CA)	100%
Rep. Jason Altmire (D-PA)	100%	Rep. Diana DeGette (D-CO)	100%
Rep. Robert E. Andrews (D-NJ)	100%	Rep. John D. Dingell (D-MI)	100%
Rep. Michael Arcuri (D-NY)	100%	Rep. Lloyd Doggett (D-TX)	100%
Rep. Joe Baca (D-CA)	100%	Rep. Chet Edwards (D-TX)	100%
Rep. Tammy Baldwin (D-WI)	100%	Rep. Keith M. Ellison (D-MN)	100%
Rep. Xavier Becerra (D-CA)	100%	Rep. Rahm Emanuel (D-IL)	100%
Rep. Howard Berman (D-CA)	100%	Rep. Anna G. Eshoo (D-CA)	100%
Rep. Sanford Bishop, Jr. (D-GA)	100%	Rep. Sam Farr (D-CA)	100%
Rep. Timothy H. Bishop (D-NY)	100%	Rep. Chaka Fattah (D-PA)	100%
Rep. Leonard L. Boswell (D-IA)	100%	Rep. Bob Filner (D-CA)	100%
Rep. Rick Boucher (D-VA)	100%	Rep. Barney Frank (D-MA)	100%
Rep. Nancy Boyda (D-KS)	100%	Rep. Kirsten Gillibrand (D-NY)	100%
Rep. Robert A. Brady (D-PA)	100%	Rep. Charles A. Gonzalez (D-TX)	100%
Rep. Bruce Braley (D-IA)	100%	Rep. Bart Gordon (D-TN)	100%
Rep. Corrine Brown (D-FL)	100%	Rep. Al Green (D-TX)	100%
Rep. G.K. Butterfield (D-NC)	100%	Rep. Raúl M. Grijalva (D-AZ)	100%
Rep. Lois Capps (D-CA)	100%	Rep. Luis V. Gutierrez (D-IL)	100%
Rep. Michael Capuano (D-MA)	100%	Rep. John Hall (D-NY)	100%
Rep. Dennis A. Cardoza (D-CA)	100%	Rep. Phil Hare (D-IL)	100%
Rep. Russ Carnahan (D-MO)	100%	Rep. Alcee L. Hastings (D-FL)	100%
Rep. Chris Carney (D-PA)	100%	Rep. Stephanie Herseth-Sandlin (D-SD)	100%
Rep. Ben Chandler (D-KY)	100%	Rep. Brian M. Higgins (D-NY)	100%
Rep. William L. Clay (D-MO)	100%	Rep. Mazie Hirono (D-HI)	100%
Rep. Emanuel Cleaver (D-MO)	100%	Rep. Paul W. Hodes (D-NH)	100%
Rep. James Clyburn (D-SC)	100%	Rep. Rush D. Holt (D-NJ)	100%
Rep. Stephen I. Cohen (D-TN)	100%	Rep. Michael M. Honda (D-CA)	100%
Rep. John Conyers, Jr. (D-MI)	100%	Rep. Steny H. Hoyer (D-MD)	100%
Rep. Jim Costa (D-CA)	100%	Rep. Jay R. Inslee (D-WA)	100%
Rep. Jerry F. Costello (D-IL)	100%	Rep. Jesse L. Jackson, Jr. (D-IL)	100%
Rep. Joseph Courtney (D-CT)	100%	Rep. Sheila Jackson-Lee (D-TX)	100%
Rep. Robert "Bud" Cramer, Jr. (D-AL)	100%	Rep. William Jefferson (D-LA)	100%
Rep. Joseph Crowley (D-NY)	100%	Rep. Hank Johnson (D-GA)	100%
Rep. Henry Cuellar (D-TX)	100%	Rep. Steven Leslie Kagen (D-WI)	100%
Rep. Elijah Cummings (D-MD)	100%	Rep. Paul E. Kanjorski (D-PA)	100%

(continued next page)

# Best and Worst U.S. Representatives for Children

## The Best Representatives for Children Scored 100 Percent (continued)

Rep. Marcy Kaptur (D-OH)	100%	Rep. Donald M. Payne (D-NJ)	100%
Rep. Patrick Kennedy (D-RI)	100%	Rep. Edwin Perlmutter (D-CO)	100%
Rep. Dale E. Kildee (D-MI)	100%	Rep. Collin Peterson (D-MN)	100%
Rep. Carolyn C. Kilpatrick (D-MI)	100%	Rep. Earl Pomeroy (D-ND)	100%
Rep. Ron Kind (D-WI)	100%	Rep. David Price (D-NC)	100%
Rep. Ron Klein (D-FL)	100%	Rep. Nick J. Rahall II (D-WV)	100%
Rep. Jim Langevin (D-RI)	100%	Rep. Charles B. Rangel (D-NY)	100%
Rep. Rick Larsen (D-WA)	100%	Rep. Silvestre Reyes (D-TX)	100%
Rep. John B. Larson (D-CT)	100%	Rep. Laura Richardson (D-CA)	100%
Rep. John Lewis (D-GA)	100%	Rep. Ciro D. Rodriguez (D-TX)	100%
Rep. Daniel Lipinski (D-IL)	100%	Rep. Mike Ross (D-AR)	100%
Rep. Dave Loebsack (D-IA)	100%	Rep. Steven Rothman (D-NJ)	100%
Rep. Zoe Lofgren (D-CA)	100%	Rep. C.A. "Dutch" Ruppersberger (D-MD)	100%
Rep. Nita M. Lowey (D-NY)	100%	Rep. Bobby L. Rush (D-IL)	100%
Rep. Stephen F. Lynch (D-MA)	100%	Rep. Tim Ryan (D-OH)	100%
Rep. Carolyn Maloney (D-NY)	100%	Rep. Linda Sánchez (D-CA)	100%
Rep. Edward J. Markey (D-MA)	100%	Rep. John Sarbanes (D-MD)	100%
Rep. Doris O. Matsui (D-CA)	100%	Rep. Jan Schakowsky (D-IL)	100%
Rep. James P. McGovern (D-MA)	100%	Rep. Adam Schiff (D-CA)	100%
Rep. Gerald McNerney (D-CA)	100%	Rep. Allyson Schwartz (D-PA)	100%
Rep. Michael McNulty (D-NY)	100%	Rep. David Scott (D-GA)	100%
Rep. Martin Meehan (D-MA)	100%	Rep. Robert Scott (D-VA)	100%
Rep. Kendrick Meek (D-FL)	100%	Rep. José E. Serrano (D-NY)	100%
Rep. Gregory Meeks (D-NY)	100%	Rep. Joe Sestak (D-PA)	100%
Rep. Charles Melancon (D-LA)	100%	Rep. Carol Shea-Porter (D-NH)	100%
Rep. Mike Michaud (D-ME)	100%	Rep. Brad Sherman (D-CA)	100%
Rep. Juanita Millender-McDonald (D-CA)	100%	Rep. Albio Sires (D-NJ)	100%
Rep. Brad Miller (D-NC)	100%	Rep. Ike Skelton (D-MO)	100%
Rep. Alan Mollohan (D-WV)	100%	Rep. Louise Slaughter (D-NY)	100%
Rep. Dennis Moore (D-KS)	100%	Rep. Adam Smith (D-WA)	100%
Rep. Gwen Moore (D-WI)	100%	Rep. Vic Snyder (D-AR)	100%
Rep. James Moran (D-VA)	100%	Rep. Hilda L. Solis (D-CA)	100%
Rep. Christopher Murphy (D-CT)	100%	Rep. Zack Space (D-OH)	100%
Rep. John Murtha (D-PA)	100%	Rep. John M. Spratt, Jr. (D-SC)	100%
Rep. Jerrold Nadler (D-NY)	100%	Rep. Bart Stupak (D-MI)	100%
Rep. Grace Napolitano (D-CA)	100%	Rep. Betty S. Sutton (D-OH)	100%
Rep. David R. Obey (D-WI)	100%	Rep. John Tanner (D-TN)	100%
Rep. John W. Olver (D-MA)	100%	Rep. Ellen Tauscher (D-CA)	100%
Rep. Solomon P. Ortiz (D-TX)	100%	Rep. Bennie Thompson (D-MS)	100%
Rep. Bill Pascrell, Jr. (D-NJ)	100%	Rep. Mike Thompson (D-CA)	100%
Rep. Ed Pastor (D-AZ)	100%	Rep. John F. Tierney (D-MA)	100%

(continued next page)

# Best and Worst U.S. Representatives for Children

## The Best Representatives for Children Scored 100 Percent (continued)

Rep. Edolphus Towns (D-NY)	100%	Rep. Melvin L. Watt (D-NC)	100%
Rep. Niki Tsongas (D-MA)	100%	Rep. Henry Waxman (D-CA)	100%
Rep. Mark Udall (D-CO)	100%	Rep. Anthony Weiner (D-NY)	100%
Rep. Tom Udall (D-NM)	100%	Rep. Peter Welch (D-VT)	100%
Rep. Chris Van Hollen, Jr. (D-MD)	100%	Rep. Robert Wexler (D-FL)	100%
Rep. Nydia Velázquez (D-NY)	100%	Rep. Charlie Wilson (D-OH)	100%
Rep. Pete Visclosky (D-IN)	100%	Rep. David Wu (D-OR)	100%
Rep. Timothy J. Walz (D-MN)	100%	Rep. John A. Yarmuth (D-KY)	100%
Rep. Debbie Wasserman-Schultz (D-FL)	100%		

## The Worst Representatives for Children Scored 30 Percent or Below

Rep. Todd Akin (R-MO)	10%	Rep. Tom Cole (R-OK)	30%
Rep. Rodney Alexander (R-LA)	30%	Rep. Mike Conaway (R-TX)	20%
Rep. Michele Bachmann (R-MN)	20%	Rep. Ander Crenshaw (R-FL)	30%
Rep. Spencer Bachus (R-AL)	30%	Rep. Barbara Cubin (R-WY)	0%
Rep. Richard Baker (R-LA)	20%	Rep. John Culberson (R-TX)	10%
Rep. Gresham Barrett (R-SC)	10%	Rep. David K. Davis (R-TN)	20%
Rep. Roscoe G. Bartlett (R-MD)	20%	Rep. Geoff Davis (R-KY)	30%
Rep. Joe Barton (R-TX)	20%	Rep. Jo Ann S. Davis (R-VA)	14%
Rep. Brian P. Bilbray (R-CA)	20%	Rep. Tom Davis (R-VA)	30%
Rep. Rob Bishop (R-UT)	20%	Rep. Nathan Deal (R-GA)	20%
Rep. Marsha Blackburn (R-TN)	20%	Rep. John T. Doolittle (R-CA)	10%
Rep. Roy Blunt (R-MO)	20%	Rep. Thelma Drake (R-VA)	20%
Rep. John Boehner (R-OH)	20%	Rep. David Dreier (R-CA)	20%
Rep. Jo Bonner (R-AL)	30%	Rep. John J. Duncan, Jr. (R-TN)	20%
Rep. Charles W. Boustany, Jr. (R-LA)	10%	Rep. Terry Everett (R-AL)	30%
Rep. Kevin Brady (R-TX)	20%	Rep. Mary Fallin (R-OK)	30%
Rep. Henry Brown, Jr. (R-SC)	30%	Rep. Tom Feeney (R-FL)	20%
Rep. Paul Broun (R-GA)	0%	Rep. Jeff Flake (R-AZ)	0%
Rep. Michael Burgess (R-TX)	20%	Rep. Virginia Foxx (R-NC)	10%
Rep. Dan Burton (R-IN)	10%	Rep. Trent Franks (R-AZ)	10%
Rep. Steve Buyer (R-IN)	30%	Rep. Elton Gallegly (R-CA)	20%
Rep. Ken Calvert (R-CA)	20%	Rep. Scott Garrett (R-NJ)	10%
Rep. Dave Camp (R-MI)	30%	Rep. Phil Gingrey (R-GA)	20%
Rep. John Campbell (R-CA)	10%	Rep. Louie Gohmert (R-TX)	30%
Rep. Chris Cannon (R-UT)	20%	Rep. Virgil H. Goode, Jr. (R-VA)	20%
Rep. Eric Cantor (R-VA)	20%	Rep. Bob Goodlatte (R-VA)	30%
Rep. John Carter (R-TX)	20%	Rep. Kay Granger (R-TX)	20%
Rep. Steve Chabot (R-OH)	20%	Rep. Ralph Hall (R-TX)	20%
Rep. Howard Coble (R-NC)	0%	Rep. J. Dennis Hastert (R-IL)	0%

(continued next page)

# Best and Worst U.S. Representatives for Children

## The Worst Representatives for Children Scored 30 Percent or Below (continued)

Rep. Doc Hastings (R-WA)	20%	Rep. Devin G. Nunes (R-CA)	20%
Rep. Dean Heller (R-NV)	30%	Rep. Ron Paul (R-TX)	0%
Rep. Jeb Hensarling (R-TX)	10%	Rep. Steve Pearce (R-NM)	20%
Rep. Wally Herger (R-CA)	20%	Rep. Mike Pence (R-IN)	10%
Rep. Peter Hoekstra (R-MI)	20%	Rep. Charles "Chip" Pickering, Jr. (R-MS)	20%
Rep. Duncan Hunter (R-CA)	20%	Rep. Joe Pitts (R-PA)	20%
Rep. Bob Inglis (R-SC)	20%	Rep. Ted Poe (R-TX)	30%
Rep. Darrell Issa (R-CA)	20%	Rep. Tom Price (R-GA)	10%
Rep. Bobby Jindal (R-LA)	30%	Rep. Adam Putnam (R-FL)	20%
Rep. Sam Johnson (R-TX)	10%	Rep. George Radanovich (R-CA)	20%
Rep. James D. Jordan (R-OH)	10%	Rep. Tom Reynolds (R-NY)	30%
Rep. Steve King (R-IA)	20%	Rep. Dana Rohrabacher (R-CA)	20%
Rep. Jack Kingston (R-GA)	20%	Rep. Peter Roskam (R-IL)	20%
Rep. John Kline (R-MN)	20%	Rep. Ed Royce (R-CA)	10%
Rep. Joe Knollenberg (R-MI)	30%	Rep. Paul Ryan (R-WI)	20%
Rep. Douglas Lamborn (R-CO)	10%	Rep. William Sali (R-ID)	10%
Rep. Jerry Lewis (R-CA)	20%	Rep. Jean Schmidt (R-OH)	30%
Rep. Ron Lewis (R-KY)	20%	Rep. F. James Sensenbrenner, Jr. (R-WI)	20%
Rep. John Linder (R-GA)	20%	Rep. Pete Sessions (R-TX)	10%
Rep. Frank D. Lucas (R-OK)	30%	Rep. John Shadegg (R-AZ)	10%
Rep. Dan Lungren (R-CA)	20%	Rep. Bill Shuster (R-PA)	30%
Rep. Connie Mack (R-FL)	10%	Rep. Adrian Smith (R-NE)	20%
Rep. Don Manzullo (R-IL)	30%	Rep. Lamar Smith (R-TX)	30%
Rep. Kenny Marchant (R-TX)	10%	Rep. Mark E. Souder (R-IN)	20%
Rep. Kevin McCarthy (R-CA)	30%	Rep. Cliff Stearns (R-FL)	30%
Rep. Michael McCaul (R-TX)	30%	Rep. John Sullivan (R-OK)	20%
Rep. Jim McCrery (R-LA)	20%	Rep. Tom Tancredo (R-CO)	0%
Rep. Patrick McHenry (R-NC)	10%	Rep. Lee Terry (R-NE)	20%
Rep. Howard "Buck" McKeon (R-CA)	20%	Rep. Mac Thornberry (R-TX)	30%
Rep. Cathy McMorris Rodgers (R-WA)	30%	Rep. Todd Tiahrt (R-KS)	30%
Rep. John L. Mica (R-FL)	20%	Rep. Tim Walberg (R-MI)	10%
Rep. Gary Miller (R-CA)	10%	Rep. Zach Wamp (R-TN)	30%
Rep. Jeff Miller (R-FL)	0%	Rep. Dave Weldon (R-FL)	10%
Rep. Marilyn Musgrave (R-CO)	20%	Rep. Jerry Weller (R-IL)	30%
Rep. Sue Myrick (R-NC)	20%	Rep. Lynn A. Westmoreland (R-GA)	10%
Rep. Randy Neugebauer (R-TX)	10%	Rep. Roger Wicker (R-MS)	20%
Rep. Charlie Norwood (R-GA)	0%	Rep. Joe Wilson (R-SC)	20%

# Best and Worst State Congressional Delegations for Children

---

## Best State Delegations for Children

State	State Delegation Average	Rank
Hawaii	100%	1
Rhode Island	100%	1
Massachusetts	97%	3
Vermont	97%	3
Maine	95%	5
West Virginia	94%	6
North Dakota	93%	7
Connecticut	89%	8
Maryland	88%	9
New York	87%	10

## Worst State Delegations for Children

State	State Delegation Average	Rank
Mississippi	50%	41
Georgia	49%	42
Utah	48%	43
Arizona	46%	44
Louisiana	46%	44
Nebraska	44%	46
South Carolina	41%	47
Idaho	40%	48
Oklahoma	29%	49
Wyoming	27%	50



# State Delegation Scores and Rankings

## State Delegation Rankings for Children

State	State Delegation Average	Rank
Hawaii	100%	1
Rhode Island	100%	1
Massachusetts	97%	3
Vermont	97%	3
Maine	95%	5
West Virginia	94%	6
North Dakota	93%	7
Connecticut	89%	8
Maryland	88%	9
New York	87%	10
Arkansas	85%	11
Oregon	83%	12
New Jersey	82%	13
Wisconsin	80%	14
Pennsylvania	79%	15
Washington	76%	16
Minnesota	75%	17
Iowa	74%	18
Montana	73%	19
New Hampshire	73%	19
Illinois	71%	21
Delaware	70%	22
New Mexico	70%	22
California	69%	24
Michigan	68%	25
Ohio	65%	26
Missouri	64%	27
South Dakota	63%	28
Nevada	62%	29
Tennessee	62%	29
Colorado	60%	31
Kansas	60%	31
Florida	58%	33
Alaska	57%	34
North Carolina	57%	34
Indiana	56%	36
Virginia	54%	37
Alabama	51%	38
Kentucky	51%	38

(continued next page)

# State Delegation Scores and Rankings

## State Delegation Rankings for Children (continued)

State	State Delegation Average	Rank
Texas	51%	38
Mississippi	50%	41
Georgia	49%	42
Utah	48%	43
Arizona	46%	44
Louisiana	46%	44
Nebraska	44%	46
South Carolina	41%	47
Idaho	40%	48
Oklahoma	29%	49
Wyoming	27%	50



Harry Davis CDF Freedom Schools® Social Action Day,  
held July 18, 2007, in Minneapolis

## How Member Voted

- + Member voted with the CDF Action Council position.
- Member voted against the CDF Action Council position.
- A** Member did not vote or voted “present.” These are counted as votes against the CDF Action Council position.
- I** Ineligible to vote because not in Congress at the time.

### Key Senate 2007 Children’s Votes

- 1 Increase the Minimum Wage
- 2 Increase Funding for Education for Children with Disabilities
- 3 Protect Children from Unsafe Medications
- 4 2008 Budget Resolution
- 5 Health Coverage for 3.2 Million More Uninsured Children
- 6 Help Youth Pay for College
- 7 Health Coverage for 3.1 Million More Uninsured Children
- 8 Support Education for Children of Immigrants
- 9 Fund Child Health and Education
- 10 Give Children a Head Start

### Key House of Representatives 2007 Children’s Votes

- 1 Support Pay-As-You-Go Rules
- 2 Increase the Minimum Wage
- 3 2008 Budget Resolution
- 4 Protect Children from Unsafe Medications
- 5 Health Coverage for 4.1 Million More Uninsured Children
- 6 Help Youth Pay for College
- 7 Health Coverage for 3.1 Million More Uninsured Children
- 8 Fund Child Health and Education
- 9 Tax Relief for Low-Income Families with Children
- 10 Give Children a Head Start

# Congressional Members' Scores by State Delegation

## ALABAMA

		SCORE									
Senate Votes		1	2	3	4	5	6	7	8	9	10
CDF Action Council Position		Yea	Yea	Yea	Yea	Yea	Yea	Yea	Yea	Yea	Yea
Sen. Jeff Sessions (R)	40%	+	-	+	-	-	+	-	-	-	+
Sen. Richard C. Shelby (R)	40%	+	-	+	-	-	+	-	-	-	+
House Votes		1	2	3	4	5	6	7	8	9	10
CDF Action Council Position		Yea	Yea	Yea	Yea	Yea	Yea	Yea	Yea	Yea	Yea
Rep. Robert Aderholt (R)	40%	-	+	-	+	-	+	-	-	-	+
Rep. Spencer Bachus (R)	30%	-	+	-	+	-	-	-	-	-	+
Rep. Jo Bonner (R)	30%	-	+	-	+	-	-	-	-	-	+
Rep. Robert "Bud" Cramer, Jr. (D)	100%	+	+	+	+	+	+	+	+	+	+
Rep. Artur Davis (D)	100%	+	+	+	+	+	+	+	+	+	+
Rep. Terry Everett (R)	30%	-	+	-	+	-	A	-	A	A	+
Rep. Michael D. Rogers (R)	50%	-	+	-	+	-	+	-	+	-	+
<b>State Delegation Average:</b>		<b>51%</b>									
<b>State Rank:</b>		<b>38</b>									

## ALASKA

		SCORE									
Senate Votes		1	2	3	4	5	6	7	8	9	10
CDF Action Council Position		Yea	Yea	Yea	Yea	Yea	Yea	Yea	Yea	Yea	Yea
Sen. Lisa Murkowski (R)	60%	+	-	+	-	+	+	+	-	-	+
Sen. Ted Stevens (R)	70%	+	-	+	-	+	+	+	-	+	+
House Votes		1	2	3	4	5	6	7	8	9	10
CDF Action Council Position		Yea	Yea	Yea	Yea	Yea	Yea	Yea	Yea	Yea	Yea
Rep. Don Young (R)	40%	-	+	-	A	-	A	+	+	-	+
<b>State Delegation Average:</b>		<b>57%</b>									
<b>State Rank:</b>		<b>34</b>									

## ARIZONA

		SCORE									
Senate Votes		1	2	3	4	5	6	7	8	9	10
CDF Action Council Position		Yea	Yea	Yea	Yea	Yea	Yea	Yea	Yea	Yea	Yea
Sen. Jon Kyl (R)	30%	-	-	+	-	-	+	-	-	-	+
Sen. John McCain (R)	10%	+	A	A	A	-	A	A	A	A	A
House Votes		1	2	3	4	5	6	7	8	9	10
CDF Action Council Position		Yea	Yea	Yea	Yea	Yea	Yea	Yea	Yea	Yea	Yea
Rep. Jeff Flake (R)	0%	-	-	-	-	-	-	-	-	-	-
Rep. Trent Franks (R)	10%	-	-	-	+	-	-	-	-	-	-
Rep. Gabrielle Giffords (D)	80%	+	+	+	+	+	+	+	A	A	+
Rep. Raúl M. Grijalva (D)	100%	+	+	+	+	+	+	+	+	+	+
Rep. Harry Mitchell (D)	60%	+	+	-	-	+	+	+	+	-	A
Rep. Ed Pastor (D)	100%	+	+	+	+	+	+	+	+	+	+
Rep. Rick Renzi (R)	60%	-	+	-	+	-	+	+	+	-	+
Rep. John B. Shadegg (R)	10%	-	-	-	+	-	-	-	-	-	-
<b>State Delegation Average:</b>		<b>46%</b>									
<b>State Rank:</b>		<b>44</b>									

## ARKANSAS

		SCORE									
Senate Votes		1	2	3	4	5	6	7	8	9	10
CDF Action Council Position		Yea	Yea	Yea	Yea	Yea	Yea	Yea	Yea	Yea	Yea
Sen. Blanche L. Lincoln (D)	<b>80%</b>	+	-	+	+	+	A	+	+	+	+
Sen. Mark Pryor (D)	<b>90%</b>	+	+	+	+	+	+	+	-	+	+
House Votes		1	2	3	4	5	6	7	8	9	10
CDF Action Council Position		Yea	Yea	Yea	Yea	Yea	Yea	Yea	Yea	Yea	Yea
Rep. Marion Berry (D)	<b>90%</b>	+	+	+	-	+	+	+	+	+	+
Rep. John Boozman (R)	<b>50%</b>	+	+	-	+	-	+	-	-	-	+
Rep. Mike Ross (D)	<b>100%</b>	+	+	+	+	+	+	+	+	+	+
Rep. Vic Snyder (D)	<b>100%</b>	+	+	+	+	+	+	+	+	+	+
<b>State Delegation Average: 85%</b>											
<b>State Rank: 11</b>											

## CALIFORNIA

		SCORE									
Senate Votes		1	2	3	4	5	6	7	8	9	10
CDF Action Council Position		Yea	Yea	Yea	Yea	Yea	Yea	Yea	Yea	Yea	Yea
Sen. Barbara Boxer (D)	<b>90%</b>	+	+	+	+	+	+	+	A	+	+
Sen. Dianne Feinstein (D)	<b>100%</b>	+	+	+	+	+	+	+	+	+	+
House Votes		1	2	3	4	5	6	7	8	9	10
CDF Action Council Position		Yea	Yea	Yea	Yea	Yea	Yea	Yea	Yea	Yea	Yea
Rep. Joe Baca (D)	<b>100%</b>	+	+	+	+	+	+	+	+	+	+
Rep. Xavier Becerra (D)	<b>100%</b>	+	+	+	+	+	+	+	+	+	+
Rep. Howard Berman (D)	<b>100%</b>	+	+	+	+	+	+	+	+	+	+
Rep. Brian P. Bilbray (R)	<b>20%</b>	-	-	-	+	-	-	-	-	-	+
Rep. Mary Bono (R)	<b>50%</b>	-	+	-	+	-	+	+	-	-	+
Rep. Ken Calvert (R)	<b>20%</b>	-	-	-	+	-	-	-	-	-	+
Rep. John Campbell (R)	<b>10%</b>	-	-	-	+	-	-	-	-	-	-
Rep. Lois Capps (D)	<b>100%</b>	+	+	+	+	+	+	+	+	+	+
Rep. Dennis A. Cardoza (D)	<b>100%</b>	+	+	+	+	+	+	+	+	+	+
Rep. Jim Costa (D)	<b>100%</b>	+	+	+	+	+	+	+	+	+	+
Rep. Susan Davis (D)	<b>100%</b>	+	+	+	+	+	+	+	+	+	+
Rep. John T. Doolittle (R)	<b>10%</b>	-	-	-	+	-	-	-	-	-	-
Rep. David Dreier (R)	<b>20%</b>	-	-	-	+	-	-	-	-	-	+
Rep. Anna G. Eshoo (D)	<b>100%</b>	+	+	+	+	+	+	+	+	+	+
Rep. Sam Farr (D)	<b>100%</b>	+	+	+	+	+	+	+	+	+	+
Rep. Bob Filner (D)	<b>100%</b>	+	+	+	+	+	+	+	+	+	+
Rep. Elton Gallegly (R)	<b>20%</b>	-	-	-	+	-	-	-	-	-	+
Rep. Jane Harman (D)	<b>90%</b>	+	+	A	+	+	+	+	+	+	+
Rep. Wally Herger (R)	<b>20%</b>	-	-	-	+	-	-	A	-	-	+
Rep. Michael M. Honda (D)	<b>100%</b>	+	+	+	+	+	+	+	+	+	+
Rep. Duncan Hunter (R)	<b>20%</b>	-	-	-	+	-	-	-	-	-	+
Rep. Darrell Issa (R)	<b>20%</b>	-	-	-	+	-	-	-	-	-	+
Rep. Tom Lantos (D)	<b>80%</b>	+	+	+	+	+	+	+	A	A	+
Rep. Barbara Lee (D)	<b>90%</b>	+	+	+	-	+	+	+	+	+	+
Rep. Jerry Lewis (R)	<b>20%</b>	-	-	-	+	-	-	-	-	-	+
Rep. Zoe Lofgren (D)	<b>100%</b>	+	+	+	+	+	+	+	+	+	+

(continued next page)

A key to the tabulated votes above can be found on page 13 of the Scorecard. Descriptions of the votes begin on page 36.

## CALIFORNIA (continued)

### SCORE

#### House Votes

#### CDF Action Council Position

		1	2	3	4	5	6	7	8	9	10
		Yea	Yea	Yea	Yea	Yea	Yea	Yea	Yea	Yea	Yea
Rep. Dan Lungren (R)	20%	-	-	-	+	-	-	-	A	A	+
Rep. Doris Matsui (D)	100%	+	+	+	+	+	+	+	+	+	+
Rep. Kevin McCarthy (R)	30%	-	-	-	+	-	+	-	-	-	+
Rep. Howard "Buck" McKeon (R)	20%	-	-	-	+	-	-	-	-	-	+
Rep. Gerald McNeerney (D)	100%	+	+	+	+	+	+	+	+	+	+
Rep. Juanita Millender-McDonald (D)	100%	+	+								
Rep. George Miller (D)	90%	+	+	+	-	+	+	+	+	+	+
Rep. Gary G. Miller (R)	10%	-	A	-	+	-	-	-	-	-	-
Rep. Grace F. Napolitano (D)	100%	+	+	+	+	+	+	+	+	+	+
Rep. Devin Nunes (R)	20%	-	-	-	+	-	-	-	-	A	+
Rep. Nancy Pelosi (D)	60%	+	+	+	A	+	A	+	A	+	A
Rep. George Radanovich (R)	20%	-	-	-	+	-	-	-	-	-	+
Rep. Laura Richardson (D)	100%						+	+	+	+	+
Rep. Dana Rohrabacher (R)	20%	+	-	-	+	-	-	-	-	-	-
Rep. Lucille Roybal-Allard (D)	90%	+	+	+	+	+	+	+	+	+	A
Rep. Edward Royce (R)	10%	-	-	-	+	-	A	-	-	-	-
Rep. Linda Sánchez (D)	100%	+	+	+	+	+	+	+	+	+	+
Rep. Loretta Sanchez (D)	90%	+	+	+	+	+	A	+	+	+	+
Rep. Adam Schiff (D)	100%	+	+	+	+	+	+	+	+	+	+
Rep. Brad Sherman (D)	100%	+	+	+	+	+	+	+	+	+	+
Rep. Hilda L. Solis (D)	100%	+	+	+	+	+	+	+	+	+	+
Rep. Fortney "Pete" Stark (D)	90%	+	+	A	+	+	+	+	+	+	+
Rep. Ellen O. Tauscher (D)	100%	+	+	+	+	+	+	+	+	+	+
Rep. Mike Thompson (D)	100%	+	+	+	+	+	+	+	+	+	+
Rep. Maxine Waters (D)	90%	+	+	+	+	+	A	+	+	+	+
Rep. Diane E. Watson (D)	80%	+	+	+	+	+	A	A	+	+	+
Rep. Henry A. Waxman (D)	100%	+	+	+	+	+	+	+	+	+	+
Rep. Lynn C. Woolsey (D)	80%	+	+	+	-	+	A	+	+	+	+

**State Delegation Average: 69%**

**State Rank: 24**

## COLORADO

### SCORE

#### Senate Votes

#### CDF Action Council Position

		1	2	3	4	5	6	7	8	9	10
		Yea	Yea	Yea	Yea	Yea	Yea	Yea	Yea	Yea	Yea
Sen. Wayne Allard (R)	30%	+	-	+	-	-	-	-	-	-	+
Sen. Ken Salazar (D)	90%	+	-	+	+	+	+	+	+	+	+

#### House Votes

#### CDF Action Council Position

		1	2	3	4	5	6	7	8	9	10
		Yea	Yea	Yea	Yea	Yea	Yea	Yea	Yea	Yea	Yea
Rep. Diana DeGette (D)	100%	+	+	+	+	+	+	+	+	+	+
Rep. Douglas Lamborn (R)	10%	-	-	-	+	-	-	-	-	-	-
Rep. Marilyn Musgrave (R)	20%	-	-	-	+	-	-	-	-	-	+
Rep. Ed Perlmutter (D)	100%	+	+	+	+	+	+	+	+	+	+
Rep. John T. Salazar (D)	90%	+	+	+	+	+	A	+	+	+	+
Rep. Thomas G. Tancredo (R)	0%	-	-	-	A	-	A	-	-	-	-
Rep. Mark Udall (D)	100%	+	+	+	+	+	+	+	+	+	+

**State Delegation Average: 60%**

**State Rank: 31**



## CONNECTICUT

		SCORE									
Senate Votes		1	2	3	4	5	6	7	8	9	10
CDF Action Council Position		Yea	Yea	Yea	Yea	Yea	Yea	Yea	Yea	Yea	Yea
Sen. Christopher Dodd (D)	60%	+	+	+	+	+	A	+	A	A	A
Sen. Joseph Lieberman (D/I)	100%	+	+	+	+	+	+	+	+	+	+
House Votes		1	2	3	4	5	6	7	8	9	10
CDF Action Council Position		Yea	Yea	Yea	Yea	Yea	Yea	Yea	Yea	Yea	Yea
Rep. Joseph Courtney (D)	100%	+	+	+	+	+	+	+	+	+	+
Rep. Rosa DeLauro (D)	90%	+	+	+	-	+	+	+	+	+	+
Rep. John B. Larson (D)	100%	+	+	+	+	+	+	+	+	+	+
Rep. Christopher S. Murphy (D)	100%	+	+	+	+	+	+	+	+	+	+
Rep. Christopher Shays (R)	70%	+	+	A	+	+	A	+	+	-	+
<b>State Delegation Average:</b>		<b>89%</b>									
<b>State Rank:</b>		<b>8</b>									

## DELAWARE

		SCORE									
Senate Votes		1	2	3	4	5	6	7	8	9	10
CDF Action Council Position		Yea	Yea	Yea	Yea	Yea	Yea	Yea	Yea	Yea	Yea
Sen. Joseph Biden (D)	50%	+	A	+	+	+	A	A	+	A	A
Sen. Thomas Carper (D)	90%	+	-	+	+	+	+	+	+	+	+
House Votes		1	2	3	4	5	6	7	8	9	10
CDF Action Council Position		Yea	Yea	Yea	Yea	Yea	Yea	Yea	Yea	Yea	Yea
Rep. Michael Castle (R)	70%	+	+	-	+	-	+	+	+	-	+
<b>State Delegation Average:</b>		<b>70%</b>									
<b>State Rank:</b>		<b>22</b>									

## FLORIDA

		SCORE									
Senate Votes		1	2	3	4	5	6	7	8	9	10
CDF Action Council Position		Yea	Yea	Yea	Yea	Yea	Yea	Yea	Yea	Yea	Yea
Sen. Mel Martinez (R)	50%	+	-	+	-	-	+	-	+	-	+
Sen. Bill Nelson (D)	90%	+	-	+	+	+	+	+	+	+	+
House Votes		1	2	3	4	5	6	7	8	9	10
CDF Action Council Position		Yea	Yea	Yea	Yea	Yea	Yea	Yea	Yea	Yea	Yea
Rep. Michael Bilirakis (R)	60%	+	+	-	+	-	+	-	+	-	+
Rep. F. Allen Boyd, Jr. (D)	90%	+	+	+	+	+	A	+	+	+	+
Rep. Corrine Brown (D)	100%	+	+	+	+	+	+	+	+	+	+
Rep. Ginny Brown-Waite (R)	50%	+	+	-	+	-	+	-	-	-	+
Rep. Vern Buchanan (R)	60%	-	+	-	+	-	+	+	+	-	+
Rep. Kathy Castor (D)	80%	+	+	+	+	+	+	-	A	+	+
Rep. Ander Crenshaw (R)	30%	-	+	-	+	A	-	-	-	A	+
Rep. Lincoln Diaz-Balart (R)	50%	-	+	-	+	-	+	-	+	-	+
Rep. Mario Diaz-Balart (R)	40%	-	+	-	+	-	+	-	+	-	A
Rep. Tom Feeney (R)	20%	-	-	-	+	-	-	-	-	-	+
Rep. Alcee Hastings (D)	100%	+	+	+	+	+	+	+	+	+	+
Rep. Ric Keller (R)	60%	+	+	-	+	-	+	-	+	-	+

(continued next page)

A key to the tabulated votes above can be found on page 13 of the Scorecard. Descriptions of the votes begin on page 36.

## FLORIDA (continued)

### SCORE

#### House Votes

CDF Action Council Position		1 Yea	2 Yea	3 Yea	4 Yea	5 Yea	6 Yea	7 Yea	8 Yea	9 Yea	10 Yea
Rep. Ron Klein (D)	<b>100%</b>	+	+	+	+	+	+	+	+	+	+
Rep. Connie Mack (R)	<b>10%</b>	-	-	-	+	-	-	-	-	-	-
Rep. Timothy Mahoney (D)	<b>90%</b>	+	+	+	+	+	+	+	+	-	+
Rep. Kendrick B. Meek (D)	<b>100%</b>	+	+	+	+	+	+	+	+	+	+
Rep. John L. Mica (R)	<b>20%</b>	-	-	-	+	-	-	-	-	-	+
Rep. Jeff Miller (R)	<b>0%</b>	-	-	-	-	-	-	-	-	-	-
Rep. Adam H. Putnam (R)	<b>20%</b>	-	-	-	+	-	-	-	-	-	+
Rep. Ileana Ros-Lehtinen (R)	<b>50%</b>	-	+	-	+	-	+	-	+	-	+
Rep. Cliff Stearns (R)	<b>30%</b>	-	+	-	+	-	+	-	-	-	-
Rep. Debbie Wasserman-Schultz (D)	<b>100%</b>	+	+	+	+	+	+	+	+	+	+
Rep. Dave Weldon (R)	<b>10%</b>	-	-	-	+	-	-	-	-	-	-
Rep. Robert Wexler (D)	<b>100%</b>	+	+	+	+	+	+	+	+	+	+
Rep. C.W. Bill Young (R)	<b>60%</b>	+	+	-	+	-	-	+	+	-	+

**State Delegation Average: 58%**

**State Rank: 33**

## GEORGIA

### SCORE

#### Senate Votes

CDF Action Council Position		1 Yea	2 Yea	3 Yea	4 Yea	5 Yea	6 Yea	7 Yea	8 Yea	9 Yea	10 Yea
Sen. Saxby Chambliss (R)	<b>40%</b>	+	-	+	-	-	+	-	-	-	+
Sen. Johnny Isakson (R)	<b>40%</b>	+	-	+	-	-	+	-	-	-	+

#### House Votes

CDF Action Council Position		1 Yea	2 Yea	3 Yea	4 Yea	5 Yea	6 Yea	7 Yea	8 Yea	9 Yea	10 Yea
Rep. John Barrow (D)	<b>80%</b>	+	+	-	+	+	+	+	+	-	+
Rep. Sanford Bishop, Jr. (D)	<b>100%</b>	+	+	+	+	+	+	+	+	+	+
Rep. Paul Broun (R)	<b>0%</b>					-	-	-	-	-	-
Rep. Nathan Deal (R)	<b>20%</b>	-	-	-	+	-	-	-	-	-	+
Rep. Phil Gingrey (R)	<b>20%</b>	-	-	-	+	-	-	-	-	-	+
Rep. Hank Johnson (D)	<b>100%</b>	+	+	+	+	+	+	+	+	+	+
Rep. Jack Kingston (R)	<b>20%</b>	-	-	-	+	-	A	-	-	-	+
Rep. John Lewis (D)	<b>100%</b>	+	+	+	+	+	+	+	+	+	+
Rep. John Linder (R)	<b>20%</b>	-	-	-	+	-	A	-	-	-	+
Rep. Jim Marshall (D)	<b>70%</b>	+	+	-	+	-	+	-	+	+	+
Rep. Charles Norwood (R)	<b>0%</b>	-	A								
Rep. Tom Price (R)	<b>10%</b>	-	-	-	+	-	-	-	-	-	-
Rep. David Scott (D)	<b>100%</b>	+	+	+	+	+	+	+	+	+	+
Rep. Lynn A. Westmoreland (R)	<b>10%</b>	-	-	-	+	-	-	-	-	A	-

**State Delegation Average: 49%**

**State Rank: 42**

## HAWAII

		SCORE									
<b>Senate Votes</b>		<b>1</b>	<b>2</b>	<b>3</b>	<b>4</b>	<b>5</b>	<b>6</b>	<b>7</b>	<b>8</b>	<b>9</b>	<b>10</b>
<b>CDF Action Council Position</b>		<b>Yea</b>	<b>Yea</b>	<b>Yea</b>	<b>Yea</b>	<b>Yea</b>	<b>Yea</b>	<b>Yea</b>	<b>Yea</b>	<b>Yea</b>	<b>Yea</b>
Sen. Daniel Akaka (D)	<b>100%</b>	+	+	+	+	+	+	+	+	+	+
Sen. Daniel Inouye (D)	<b>100%</b>	+	+	+	+	+	+	+	+	+	+
<b>House Votes</b>		<b>1</b>	<b>2</b>	<b>3</b>	<b>4</b>	<b>5</b>	<b>6</b>	<b>7</b>	<b>8</b>	<b>9</b>	<b>10</b>
<b>CDF Action Council Position</b>		<b>Yea</b>	<b>Yea</b>	<b>Yea</b>	<b>Yea</b>	<b>Yea</b>	<b>Yea</b>	<b>Yea</b>	<b>Yea</b>	<b>Yea</b>	<b>Yea</b>
Rep. Neil Abercrombie (D)	<b>100%</b>	+	+	+	+	+	+	+	+	+	+
Rep. Mazie K. Hirono (D)	<b>100%</b>	+	+	+	+	+	+	+	+	+	+
<b>State Delegation Average: 100%</b>											
<b>State Rank: 1</b>											

## IDAHO

		SCORE									
<b>Senate Votes</b>		<b>1</b>	<b>2</b>	<b>3</b>	<b>4</b>	<b>5</b>	<b>6</b>	<b>7</b>	<b>8</b>	<b>9</b>	<b>10</b>
<b>CDF Action Council Position</b>		<b>Yea</b>	<b>Yea</b>	<b>Yea</b>	<b>Yea</b>	<b>Yea</b>	<b>Yea</b>	<b>Yea</b>	<b>Yea</b>	<b>Yea</b>	<b>Yea</b>
Sen. Larry Craig (R)	<b>50%</b>	+	-	+	-	-	A	-	+	+	+
Sen. Mike Crapo (R)	<b>30%</b>	+	-	A	-	-	+	-	-	-	+
<b>House Votes</b>		<b>1</b>	<b>2</b>	<b>3</b>	<b>4</b>	<b>5</b>	<b>6</b>	<b>7</b>	<b>8</b>	<b>9</b>	<b>10</b>
<b>CDF Action Council Position</b>		<b>Yea</b>	<b>Yea</b>	<b>Yea</b>	<b>Yea</b>	<b>Yea</b>	<b>Yea</b>	<b>Yea</b>	<b>Yea</b>	<b>Yea</b>	<b>Yea</b>
Rep. William T. Sali (R)	<b>10%</b>	-	-	-	+	-	-	-	-	-	-
Rep. Michael K. Simpson (R)	<b>70%</b>	+	+	-	+	-	+	+	+	-	+
<b>State Delegation Average: 40%</b>											
<b>State Rank: 48</b>											

## ILLINOIS

		SCORE									
<b>Senate Votes</b>		<b>1</b>	<b>2</b>	<b>3</b>	<b>4</b>	<b>5</b>	<b>6</b>	<b>7</b>	<b>8</b>	<b>9</b>	<b>10</b>
<b>CDF Action Council Position</b>		<b>Yea</b>	<b>Yea</b>	<b>Yea</b>	<b>Yea</b>	<b>Yea</b>	<b>Yea</b>	<b>Yea</b>	<b>Yea</b>	<b>Yea</b>	<b>Yea</b>
Sen. Richard J. Durbin (D)	<b>100%</b>	+	+	+	+	+	+	+	+	+	+
Sen. Barack Obama (D)	<b>60%</b>	+	+	+	+	+	A	A	+	A	A
<b>House Votes</b>		<b>1</b>	<b>2</b>	<b>3</b>	<b>4</b>	<b>5</b>	<b>6</b>	<b>7</b>	<b>8</b>	<b>9</b>	<b>10</b>
<b>CDF Action Council Position</b>		<b>Yea</b>	<b>Yea</b>	<b>Yea</b>	<b>Yea</b>	<b>Yea</b>	<b>Yea</b>	<b>Yea</b>	<b>Yea</b>	<b>Yea</b>	<b>Yea</b>
Rep. Melissa L. Bean (D)	<b>70%</b>	+	+	-	+	+	+	+	A	-	+
Rep. Judy Biggert (R)	<b>50%</b>	-	+	-	+	-	+	-	+	-	+
Rep. Jerry F. Costello (D)	<b>100%</b>	+	+	+	+	+	+	+	+	+	+
Rep. Danny K. Davis (D)	<b>100%</b>	+	+	+	+	+	+	+	+	+	+
Rep. Rahm Emanuel (D)	<b>100%</b>	+	+	+	+	+	+	+	+	+	+
Rep. Luis V. Guterrez (D)	<b>100%</b>	+	+	+	+	+	+	+	+	+	+
Rep. Phil Hare (D)	<b>100%</b>	+	+	+	+	+	+	+	+	+	+
Rep. J. Dennis Hastert (R)	<b>0%</b>	-	-	-	A	-	A	-	A	A	A
Rep. Jesse L. Jackson, Jr. (D)	<b>100%</b>	+	+	+	+	+	+	+	+	+	+
Rep. Timothy Johnson (R)	<b>50%</b>	-	+	-	+	-	+	-	+	-	+
Rep. Mark S. Kirk (R)	<b>70%</b>	+	+	-	+	-	+	+	+	-	+
Rep. Ray LaHood (R)	<b>70%</b>	+	+	-	+	+	+	+	A	A	+
Rep. Daniel Lipinski (D)	<b>100%</b>	+	+	+	+	+	+	+	+	+	+
Rep. Donald A. Manzullo (R)	<b>30%</b>	+	-	-	+	-	-	-	-	-	+
Rep. Peter J. Roskam (R)	<b>20%</b>	-	-	-	+	-	-	-	-	-	+

(continued next page)

A key to the tabulated votes above can be found on page 13 of the Scorecard. Descriptions of the votes begin on page 36.

## ILLINOIS (continued)

### SCORE

#### House Votes

CDF Action Council Position		1 Yea	2 Yea	3 Yea	4 Yea	5 Yea	6 Yea	7 Yea	8 Yea	9 Yea	10 Yea
Rep. Bobby L. Rush (D)	100%	+	+	+	+	+	+	+	+	+	+
Rep. Janice D. Schakowsky (D)	100%	+	+	+	+	+	+	+	+	+	+
Rep. John Shimkus (R)	40%	+	+	-	+	-	A	-	-	-	+
Rep. Jerry Weller (R)	30%	+	+	-	+	-	A	-	-	-	A

**State Delegation Average: 71%**

**State Rank: 21**

## INDIANA

### SCORE

#### Senate Votes

CDF Action Council Position		1 Yea	2 Yea	3 Yea	4 Yea	5 Yea	6 Yea	7 Yea	8 Yea	9 Yea	10 Yea
Sen. Evan Bayh (D)	100%	+	+	+	+	+	+	+	+	+	+
Sen. Richard Lugar (R)	80%	+	-	+	-	+	+	+	+	+	+

#### House Votes

CDF Action Council Position		1 Yea	2 Yea	3 Yea	4 Yea	5 Yea	6 Yea	7 Yea	8 Yea	9 Yea	10 Yea
Rep. Dan Burton (R)	10%	-	-	-	+	-	-	-	-	-	-
Rep. Steve Buyer (R)	30%	A	A	-	+	-	+	-	A	A	+
Rep. Julia M. Carson (D)	60%	+	+	+	+	+	+	A	A	A	A
Rep. Joe Donnelly (D)	80%	+	+	-	+	-	+	+	+	+	+
Rep. Brad Ellsworth (D)	70%	+	+	-	+	-	A	+	+	+	+
Rep. Baron Hill (D)	60%	+	+	-	+	-	A	-	+	+	+
Rep. Mike Pence (R)	10%	-	-	-	+	-	-	-	-	-	-
Rep. Mark Souder (R)	20%	-	-	-	+	-	-	-	-	-	+
Rep. Peter J. Visclosky (D)	100%	+	+	+	+	+	+	+	+	+	+

**State Delegation Average: 56%**

**State Rank: 36**

## IOWA

### SCORE

#### Senate Votes

CDF Action Council Position		1 Yea	2 Yea	3 Yea	4 Yea	5 Yea	6 Yea	7 Yea	8 Yea	9 Yea	10 Yea
Sen. Charles Grassley (R)	60%	+	-	+	-	+	+	+	-	-	+
Sen. Tom Harkin (D)	100%	+	+	+	+	+	+	+	+	+	+

#### House Votes

CDF Action Council Position		1 Yea	2 Yea	3 Yea	4 Yea	5 Yea	6 Yea	7 Yea	8 Yea	9 Yea	10 Yea
Rep. Leonard L. Boswell (D)	100%	+	+	+	+	+	+	+	+	+	+
Rep. Bruce Braley (D)	100%	+	+	+	+	+	+	+	+	+	+
Rep. Steve King (R)	20%	-	-	-	+	-	-	-	-	-	+
Rep. Tom Latham (R)	40%	-	+	-	+	-	-	+	-	-	+
Rep. Dave Loebsack (D)	100%	+	+	+	+	+	+	+	+	+	+

**State Delegation Average: 74%**

**State Rank: 18**

## KANSAS

		SCORE									
Senate Votes		1	2	3	4	5	6	7	8	9	10
CDF Action Council Position		Yea	Yea	Yea	Yea	Yea	Yea	Yea	Yea	Yea	Yea
Sen. Sam Brownback (R)	40%	+	-	A	A	-	+	A	+	A	+
Sen. Pat Roberts (R)	40%	+	-	A	-	+	A	+	-	-	+
House Votes		1	2	3	4	5	6	7	8	9	10
CDF Action Council Position		Yea	Yea	Yea	Yea	Yea	Yea	Yea	Yea	Yea	Yea
Rep. Nancy Boyda (D)	100%	+	+	+	+	+	+	+	+	+	+
Rep. Dennis Moore (D)	100%	+	+	+	+	+	+	+	+	+	+
Rep. Jerry Moran (R)	50%	+	+	-	-	-	+	+	-	-	+
Rep. Todd Tiahrt (R)	30%	-	-	-	+	-	+	-	-	-	+
<b>State Delegation Average:</b>		<b>60%</b>									
<b>State Rank:</b>		<b>31</b>									

## KENTUCKY

		SCORE									
Senate Votes		1	2	3	4	5	6	7	8	9	10
CDF Action Council Position		Yea	Yea	Yea	Yea	Yea	Yea	Yea	Yea	Yea	Yea
Sen. Jim Bunning (R)	30%	+	-	+	-	-	-	-	-	A	+
Sen. Mitch McConnell (R)	30%	+	-	+	-	-	-	-	-	-	+
House Votes		1	2	3	4	5	6	7	8	9	10
CDF Action Council Position		Yea	Yea	Yea	Yea	Yea	Yea	Yea	Yea	Yea	Yea
Rep. Ben Chandler (D)	100%	+	+	+	+	+	+	+	+	+	+
Rep. Geoff Davis (R)	30%	-	+	-	+	-	-	-	-	-	+
Rep. Ron Lewis (R)	20%	-	-	A	+	-	-	-	-	-	+
Rep. Harold Rogers (R)	40%	-	+	-	+	-	+	-	-	-	+
Rep. Edward Whitfield (R)	60%	+	+	-	+	-	+	-	+	-	+
Rep. John Yarmuth (D)	100%	+	+	+	+	+	+	+	+	+	+
<b>State Delegation Average:</b>		<b>51%</b>									
<b>State Rank:</b>		<b>38</b>									

## LOUISIANA

		SCORE									
Senate Votes		1	2	3	4	5	6	7	8	9	10
CDF Action Council Position		Yea	Yea	Yea	Yea	Yea	Yea	Yea	Yea	Yea	Yea
Sen. Mary Landrieu (D)	80%	+	-	+	+	+	+	+	-	+	+
Sen. David Vitter (R)	20%	+	-	A	-	-	-	-	-	-	+
House Votes		1	2	3	4	5	6	7	8	9	10
CDF Action Council Position		Yea	Yea	Yea	Yea	Yea	Yea	Yea	Yea	Yea	Yea
Rep. Rodney Alexander (R)	30%	-	+	-	+	-	-	-	-	-	+
Rep. Richard H. Baker (R)	20%	-	-	-	+	-	A	-	-	-	+
Rep. Charles W. Boustany, Jr. (R)	10%	-	-	-	+	-	-	-	-	-	A
Rep. William J. Jefferson (D)	100%	+	+	+	+	+	+	+	+	+	+
Rep. Bobby Jindal (R)	30%	+	+	-	+	-	A	A	A	A	A
Rep. Jim McCrery (R)	20%	-	-	-	+	-	-	-	-	-	+
Rep. Charlie Melancon (D)	100%	+	+	+	+	+	+	+	+	+	+
<b>State Delegation Average:</b>		<b>46%</b>									
<b>State Rank:</b>		<b>44</b>									

A key to the tabulated votes above can be found on page 13 of the Scorecard. Descriptions of the votes begin on page 36.

## MAINE

		SCORE									
Senate Votes		1	2	3	4	5	6	7	8	9	10
CDF Action Council Position		Yea	Yea	Yea	Yea	Yea	Yea	Yea	Yea	Yea	Yea
Sen. Susan M. Collins (R)	90%	+	-	+	+	+	+	+	+	+	+
Sen. Olympia Snowe (R)	90%	+	-	+	+	+	+	+	+	+	+
House Votes		1	2	3	4	5	6	7	8	9	10
CDF Action Council Position		Yea	Yea	Yea	Yea	Yea	Yea	Yea	Yea	Yea	Yea
Rep. Thomas H. Allen (D)	100%	+	+	+	+	+	+	+	+	+	+
Rep. Michael H. Michaud (D)	100%	+	+	+	+	+	+	+	+	+	+
<b>State Delegation Average:</b>		<b>95%</b>									
<b>State Rank:</b>		<b>5</b>									

## MARYLAND

		SCORE									
Senate Votes		1	2	3	4	5	6	7	8	9	10
CDF Action Council Position		Yea	Yea	Yea	Yea	Yea	Yea	Yea	Yea	Yea	Yea
Sen. Benjamin Cardin (D)	100%	+	+	+	+	+	+	+	+	+	+
Sen. Barbara Mikulski (D)	100%	+	+	+	+	+	+	+	+	+	+
House Votes		1	2	3	4	5	6	7	8	9	10
CDF Action Council Position		Yea	Yea	Yea	Yea	Yea	Yea	Yea	Yea	Yea	Yea
Rep. Roscoe Bartlett (R)	20%	-	-	-	+	-	-	-	-	-	+
Rep. Elijah Cummings (D)	100%	+	+	+	+	+	+	+	+	+	+
Rep. Wayne Gilchrest (R)	70%	+	+	-	+	-	+	+	+	-	+
Rep. Steny H. Hoyer (D)	100%	+	+	+	+	+	+	+	+	+	+
Rep. C.A. "Dutch" Ruppersberger (D)	100%	+	+	+	+	+	+	+	+	+	+
Rep. John Sarbanes (D)	100%	+	+	+	+	+	+	+	+	+	+
Rep. Chris Van Hollen, Jr. (D)	100%	+	+	+	+	+	+	+	+	+	+
Rep. Albert R. Wynn (D)	90%	+	+	+	+	+	+	+	A	+	+
<b>State Delegation Average:</b>		<b>88%</b>									
<b>State Rank:</b>		<b>9</b>									

## MASSACHUSETTS

		SCORE									
Senate Votes		1	2	3	4	5	6	7	8	9	10
CDF Action Council Position		Yea	Yea	Yea	Yea	Yea	Yea	Yea	Yea	Yea	Yea
Sen. Edward Kennedy (D)	90%	+	+	+	+	+	+	+	A	+	+
Sen. John Kerry (D)	90%	+	+	+	+	+	A	+	+	+	+
House Votes		1	2	3	4	5	6	7	8	9	10
CDF Action Council Position		Yea	Yea	Yea	Yea	Yea	Yea	Yea	Yea	Yea	Yea
Rep. Michael Capuano (D)	100%	+	+	+	+	+	+	+	+	+	+
Rep. William Delahunt (D)	90%	+	+	+	+	+	+	A	+	+	+
Rep. Barney Frank (D)	100%	+	+	+	+	+	+	+	+	+	+
Rep. Stephen F. Lynch (D)	100%	+	+	+	+	+	+	+	+	+	+
Rep. Edward J. Markey (D)	100%	+	+	+	+	+	+	+	+	+	+
Rep. James P. McGovern (D)	100%	+	+	+	+	+	+	+	+	+	+
Rep. Martin Meehan (D)	100%	+	+	+							
Rep. Richard E. Neal (D)	90%	A	+	+	+	+	+	+	+	+	+
Rep. John W. Olver (D)	100%	+	+	+	+	+	+	+	+	+	+
Rep. John F. Tierney (D)	100%	+	+	+	+	+	+	+	+	+	+
Rep. Niki Tsongas (D)	100%								+	+	+
<b>State Delegation Average:</b>		<b>97%</b>									
<b>State Rank:</b>		<b>3</b>									



## MICHIGAN

		SCORE									
Senate Votes		1	2	3	4	5	6	7	8	9	10
CDF Action Council Position		Yea	Yea	Yea	Yea	Yea	Yea	Yea	Yea	Yea	Yea
Sen. Carl Levin (D)	<b>100%</b>	+	+	+	+	+	+	+	+	+	+
Sen. Debbie Stabenow (D)	<b>100%</b>	+	+	+	+	+	+	+	+	+	+
House Votes		1	2	3	4	5	6	7	8	9	10
CDF Action Council Position		Yea	Yea	Yea	Yea	Yea	Yea	Yea	Yea	Yea	Yea
Rep. Dave Camp (R)	<b>30%</b>	-	-	-	+	-	+	-	-	-	+
Rep. John Conyers, Jr. (D)	<b>100%</b>	+	+	+	+	+	+	+	+	+	+
Rep. John Dingell (D)	<b>100%</b>	+	+	+	+	+	+	+	+	+	+
Rep. Vernon Ehlers (R)	<b>60%</b>	+	+	-	+	-	-	+	+	-	+
Rep. Peter Hoekstra (R)	<b>20%</b>	-	-	-	+	-	-	-	-	-	+
Rep. Dale E. Kildee (D)	<b>100%</b>	+	+	+	+	+	+	+	+	+	+
Rep. Carolyn C. Kilpatrick (D)	<b>100%</b>	+	+	+	+	+	+	+	+	+	+
Rep. Joseph Knollenberg (R)	<b>30%</b>	-	A	-	+	-	+	-	-	-	+
Rep. Sander M. Levin (D)	<b>90%</b>	+	+	+	+	+	+	+	A	+	+
Rep. Thaddeus G. McCotter (R)	<b>40%</b>	-	+	-	+	-	+	-	-	-	+
Rep. Candice Miller (R)	<b>70%</b>	+	+	-	+	-	+	+	+	-	+
Rep. Michael J. Rogers (R)	<b>40%</b>	+	-	-	+	-	+	-	-	-	+
Rep. Bart Stupak (D)	<b>100%</b>	+	+	+	+	+	+	+	+	+	+
Rep. Fred Upton (R)	<b>70%</b>	+	+	-	+	-	+	+	+	-	+
Rep. Tim Walberg (R)	<b>10%</b>	-	-	-	+	-	-	-	-	-	-
<b>State Delegation Average: 68%</b>											
<b>State Rank: 25</b>											

## MINNESOTA

		SCORE									
Senate Votes		1	2	3	4	5	6	7	8	9	10
CDF Action Council Position		Yea	Yea	Yea	Yea	Yea	Yea	Yea	Yea	Yea	Yea
Sen. Norm Coleman (R)	<b>80%</b>	+	-	+	-	+	+	+	+	+	+
Sen. Amy Klobuchar (D)	<b>100%</b>	+	+	+	+	+	+	+	+	+	+
House Votes		1	2	3	4	5	6	7	8	9	10
CDF Action Council Position		Yea	Yea	Yea	Yea	Yea	Yea	Yea	Yea	Yea	Yea
Rep. Michele Bachmann (R)	<b>20%</b>	-	-	-	+	-	-	-	-	-	+
Rep. Keith M. Ellison (D)	<b>100%</b>	+	+	+	+	+	+	+	+	+	+
Rep. John Kline (R)	<b>20%</b>	-	-	-	+	-	-	-	-	-	+
Rep. Betty McCollum (D)	<b>90%</b>	+	+	+	+	+	+	+	+	A	+
Rep. James Oberstar (D)	<b>70%</b>	+	+	+	+	+	+	+	A	A	A
Rep. Collin C. Peterson (D)	<b>100%</b>	+	+	+	+	+	+	+	+	+	+
Rep. Jim Ramstad (R)	<b>70%</b>	+	+	-	+	-	+	+	+	-	+
Rep. Timothy Walz (D)	<b>100%</b>	+	+	+	+	+	+	+	+	+	+
<b>State Delegation Average: 75%</b>											
<b>State Rank: 17</b>											

A key to the tabulated votes above can be found on page 13 of the Scorecard. Descriptions of the votes begin on page 36.

## MISSISSIPPI

		SCORE									
Senate Votes		1	2	3	4	5	6	7	8	9	10
CDF Action Council Position		Yea	Yea	Yea	Yea	Yea	Yea	Yea	Yea	Yea	Yea
Sen. Thad Cochran (R)	50%	+	-	+	-	-	+	-	-	+	+
Sen. Trent Lott (R)	50%	+	-	+	-	-	+	-	+	-	+
House Votes		1	2	3	4	5	6	7	8	9	10
CDF Action Council Position		Yea	Yea	Yea	Yea	Yea	Yea	Yea	Yea	Yea	Yea
Rep. Charles "Chip" Pickering, Jr. (R)	20%	-	-	-	+	-	A	-	-	-	+
Rep. Gene Taylor (D)	60%	+	+	-	+	-	+	-	+	-	+
Rep. Bennie G. Thompson (D)	100%	+	+	+	+	+	+	+	+	+	+
Rep. Roger Wicker (R)	20%	-	-	-	+	-	-	-	-	-	+
<b>State Delegation Average:</b>		<b>50%</b>									
<b>State Rank:</b>		<b>41</b>									

## MISSOURI

		SCORE									
Senate Votes		1	2	3	4	5	6	7	8	9	10
CDF Action Council Position		Yea	Yea	Yea	Yea	Yea	Yea	Yea	Yea	Yea	Yea
Sen. Christopher "Kit" Bond (R)	50%	+	-	+	-	+	-	+	-	-	+
Sen. Claire C. McCaskill (D)	80%	+	+	+	+	+	+	+	-	-	+
House Votes		1	2	3	4	5	6	7	8	9	10
CDF Action Council Position		Yea	Yea	Yea	Yea	Yea	Yea	Yea	Yea	Yea	Yea
Rep. W. Todd Akin (R)	10%	-	-	-	+	-	-	-	-	-	-
Rep. Roy Blunt (R)	20%	-	-	-	+	-	-	-	-	-	+
Rep. Russ Carnahan (D)	100%	+	+	+	+	+	+	+	+	+	+
Rep. William Lacy Clay (D)	100%	+	+	+	+	+	+	+	+	+	+
Rep. Emanuel Cleaver (D)	100%	+	+	+	+	+	+	+	+	+	+
Rep. Jo Ann H. Emerson (R)	60%	+	+	-	-	-	+	+	+	-	+
Rep. Sam Graves (R)	40%	-	-	-	+	-	+	-	+	-	+
Rep. Kenny C. Hulshof (R)	40%	-	+	-	+	-	A	-	+	-	+
Rep. Ike Skelton (D)	100%	+	+	+	+	+	+	+	+	+	+
<b>State Delegation Average:</b>		<b>64%</b>									
<b>State Rank:</b>		<b>27</b>									

## MONTANA

		SCORE									
Senate Votes		1	2	3	4	5	6	7	8	9	10
CDF Action Council Position		Yea	Yea	Yea	Yea	Yea	Yea	Yea	Yea	Yea	Yea
Sen. Max Baucus (D)	80%	+	-	+	+	+	+	+	-	+	+
Sen. Jon Tester (D)	80%	+	-	+	+	+	+	+	-	+	+
House Votes		1	2	3	4	5	6	7	8	9	10
CDF Action Council Position		Yea	Yea	Yea	Yea	Yea	Yea	Yea	Yea	Yea	Yea
Rep. Dennis Rehberg (R)	60%	+	-	-	+	-	+	+	+	-	+
<b>State Delegation Average:</b>		<b>73%</b>									
<b>State Rank:</b>		<b>19</b>									

## NEBRASKA

		SCORE									
Senate Votes		1	2	3	4	5	6	7	8	9	10
<b>CDF Action Council Position</b>		<b>Yea</b>	<b>Yea</b>	<b>Yea</b>	<b>Yea</b>	<b>Yea</b>	<b>Yea</b>	<b>Yea</b>	<b>Yea</b>	<b>Yea</b>	<b>Yea</b>
Sen. Chuck Hagel (R)	<b>40%</b>	+	-	+	-	-	-	-	+	-	+
Sen. Ben Nelson (D)	<b>90%</b>	+	-	+	+	+	+	+	+	+	+
<b>House Votes</b>		1	2	3	4	5	6	7	8	9	10
<b>CDF Action Council Position</b>		<b>Yea</b>	<b>Yea</b>	<b>Yea</b>	<b>Yea</b>	<b>Yea</b>	<b>Yea</b>	<b>Yea</b>	<b>Yea</b>	<b>Yea</b>	<b>Yea</b>
Rep. Jeff Fortenberry (R)	<b>50%</b>	+	-	-	+	-	+	-	+	-	+
Rep. Adrian Smith (R)	<b>20%</b>	-	-	-	+	-	-	-	-	-	+
Rep. Lee Terry (R)	<b>20%</b>	-	-	-	+	-	-	-	-	-	+
<b>State Delegation Average:</b>		<b>44%</b>									
<b>State Rank:</b>		<b>46</b>									

## NEVADA

		SCORE									
Senate Votes		1	2	3	4	5	6	7	8	9	10
<b>CDF Action Council Position</b>		<b>Yea</b>	<b>Yea</b>	<b>Yea</b>	<b>Yea</b>	<b>Yea</b>	<b>Yea</b>	<b>Yea</b>	<b>Yea</b>	<b>Yea</b>	<b>Yea</b>
Sen. John Ensign (R)	<b>40%</b>	+	-	+	-	-	+	-	-	-	+
Sen. Harry Reid (D)	<b>100%</b>	+	+	+	+	+	+	+	+	+	+
<b>House Votes</b>		1	2	3	4	5	6	7	8	9	10
<b>CDF Action Council Position</b>		<b>Yea</b>	<b>Yea</b>	<b>Yea</b>	<b>Yea</b>	<b>Yea</b>	<b>Yea</b>	<b>Yea</b>	<b>Yea</b>	<b>Yea</b>	<b>Yea</b>
Rep. Shelley Berkley (D)	<b>90%</b>	+	+	+	A	+	+	+	+	+	+
Rep. Dean Heller (R)	<b>30%</b>	-	-	-	+	-	+	-	-	-	+
Rep. Jon C. Porter (R)	<b>50%</b>	+	-	-	A	-	+	+	+	-	+
<b>State Delegation Average:</b>		<b>62%</b>									
<b>State Rank:</b>		<b>29</b>									

## NEW HAMPSHIRE

		SCORE									
Senate Votes		1	2	3	4	5	6	7	8	9	10
<b>CDF Action Council Position</b>		<b>Yea</b>	<b>Yea</b>	<b>Yea</b>	<b>Yea</b>	<b>Yea</b>	<b>Yea</b>	<b>Yea</b>	<b>Yea</b>	<b>Yea</b>	<b>Yea</b>
Sen. Judd Gregg (R)	<b>30%</b>	+	-	+	-	-	-	-	-	-	+
Sen. John Sununu (R)	<b>60%</b>	+	-	+	A	+	+	+	-	-	+
<b>House Votes</b>		1	2	3	4	5	6	7	8	9	10
<b>CDF Action Council Position</b>		<b>Yea</b>	<b>Yea</b>	<b>Yea</b>	<b>Yea</b>	<b>Yea</b>	<b>Yea</b>	<b>Yea</b>	<b>Yea</b>	<b>Yea</b>	<b>Yea</b>
Rep. Paul Hodes (D)	<b>100%</b>	+	+	+	+	+	+	+	+	+	+
Rep. Carol Shea-Porter (D)	<b>100%</b>	+	+	+	+	+	+	+	+	+	+
<b>State Delegation Average:</b>		<b>73%</b>									
<b>State Rank:</b>		<b>19</b>									

A key to the tabulated votes above can be found on page 13 of the Scorecard. Descriptions of the votes begin on page 36.

## NEW JERSEY

		SCORE									
Senate Votes		1	2	3	4	5	6	7	8	9	10
CDF Action Council Position		Yea	Yea	Yea	Yea	Yea	Yea	Yea	Yea	Yea	Yea
Sen. Frank Lautenberg (D)	100%	+	+	+	+	+	+	+	+	+	+
Sen. Robert Menendez (D)	100%	+	+	+	+	+	+	+	+	+	+
House Votes		1	2	3	4	5	6	7	8	9	10
CDF Action Council Position		Yea	Yea	Yea	Yea	Yea	Yea	Yea	Yea	Yea	Yea
Rep. Robert E. Andrews (D)	100%	+	+	+	+	+	+	+	+	+	+
Rep. Michael Ferguson (R)	80%	+	+	-	+	+	+	+	+	-	+
Rep. Rodney Frelinghuysen (R)	50%	-	+	-	+	-	+	-	+	-	+
Rep. Scott Garrett (R)	10%	-	-	-	+	-	-	-	-	-	-
Rep. Rush D. Holt (D)	100%	+	+	+	+	+	+	+	+	+	+
Rep. Frank A. LoBiondo (R)	80%	+	+	-	+	+	+	+	+	-	+
Rep. Frank Pallone, Jr. (D)	90%	+	+	+	+	+	A	+	+	+	+
Rep. Bill Pascrell, Jr. (D)	100%	+	+	+	+	+	+	+	+	+	+
Rep. Donald M. Payne (D)	100%	+	+	+	+	+	+	+	+	+	+
Rep. Steven R. Rothman (D)	100%	+	+	+	+	+	+	+	+	+	+
Rep. Jim Saxton (R)	50%	-	+	-	+	-	+	-	+	-	+
Rep. Albio Sires (D)	100%	+	+	+	+	+	+	+	+	+	+
Rep. Christopher H. Smith (R)	70%	+	+	-	+	-	+	+	+	-	+
<b>State Delegation Average:</b>		<b>82%</b>									
<b>State Rank:</b>		<b>13</b>									

## NEW MEXICO

		SCORE									
Senate Votes		1	2	3	4	5	6	7	8	9	10
CDF Action Council Position		Yea	Yea	Yea	Yea	Yea	Yea	Yea	Yea	Yea	Yea
Sen. Jeff Bingaman (D)	100%	+	+	+	+	+	+	+	+	+	+
Sen. Pete Domenici (R)	60%	+	-	+	-	+	+	+	-	-	+
House Votes		1	2	3	4	5	6	7	8	9	10
CDF Action Council Position		Yea	Yea	Yea	Yea	Yea	Yea	Yea	Yea	Yea	Yea
Rep. Steve Pearce (R)	20%	-	-	-	+	-	A	-	-	-	+
Rep. Tom Udall (D)	100%	+	+	+	+	+	+	+	+	+	+
Rep. Heather A. Wilson (R)	70%	+	+	-	+	-	+	+	+	-	+
<b>State Delegation Average:</b>		<b>70%</b>									
<b>State Rank:</b>		<b>22</b>									

## NEW YORK

		SCORE									
Senate Votes		1	2	3	4	5	6	7	8	9	10
CDF Action Council Position		Yea	Yea	Yea	Yea	Yea	Yea	Yea	Yea	Yea	Yea
Sen. Hillary R. Clinton (D)	70%	+	+	+	+	+	A	+	+	A	A
Sen. Charles Schumer (D)	90%	A	+	+	+	+	+	+	+	+	+
House Votes		1	2	3	4	5	6	7	8	9	10
CDF Action Council Position		Yea	Yea	Yea	Yea	Yea	Yea	Yea	Yea	Yea	Yea
Rep. Gary L. Ackerman (D)	100%	+	+	+	+	+	+	+	+	+	+
Rep. Michael Arcuri (D)	100%	+	+	+	+	+	+	+	+	+	+
Rep. Timothy H. Bishop (D)	100%	+	+	+	+	+	+	+	+	+	+
Rep. Yvette Clarke (D)	90%	+	+	+	+	A	+	+	+	+	+

(continued next page)

## NEW YORK (continued)

		SCORE									
House Votes		1	2	3	4	5	6	7	8	9	10
CDF Action Council Position		Yea	Yea	Yea	Yea	Yea	Yea	Yea	Yea	Yea	Yea
Rep. Joseph Crowley (D)	100%	+	+	+	+	+	+	+	+	+	+
Rep. Eliot L. Engel (D)	90%	+	+	A	+	+	+	+	+	+	+
Rep. Vito Fossella (R)	50%	-	+	-	+	-	+	+	-	-	+
Rep. Kirsten Gillibrand (D)	100%	+	+	+	+	+	+	+	+	+	+
Rep. John Hall (D)	100%	+	+	+	+	+	+	+	+	+	+
Rep. Brian M. Higgins (D)	100%	+	+	+	+	+	+	+	+	+	+
Rep. Maurice Hinchey (D)	90%	+	+	+	-	+	+	+	+	+	+
Rep. Steve Israel (D)	90%	+	+	+	+	+	+	+	+	A	+
Rep. Peter T. King (R)	50%	-	+	-	+	-	+	+	-	-	+
Rep. Randy Kuhl (R)	40%	-	+	-	+	-	+	-	-	-	+
Rep. Nita M. Lowey (D)	100%	+	+	+	+	+	+	+	+	+	+
Rep. Carolyn B. Maloney (D)	100%	+	+	+	+	+	+	+	+	+	+
Rep. Carolyn McCarthy (D)	90%	+	+	+	+	+	+	+	+	A	+
Rep. John M. McHugh (R)	70%	+	+	-	+	-	+	+	+	-	+
Rep. Michael R. McNulty (D)	100%	+	+	+	+	+	+	+	+	+	+
Rep. Gregory W. Meeks (D)	100%	+	+	+	+	+	+	+	+	+	+
Rep. Jerrold Nadler (D)	100%	+	+	+	+	+	+	+	+	+	+
Rep. Charles B. Rangel (D)	100%	+	+	+	+	+	+	+	+	+	+
Rep. Thomas M. Reynolds (R)	30%	-	-	-	+	-	A	-	+	-	+
Rep. José E. Serrano (D)	100%	+	+	+	+	+	+	+	+	+	+
Rep. Louise M. Slaughter (D)	100%	+	+	+	+	+	+	+	+	+	+
Rep. Edolphus Towns (D)	100%	+	+	+	+	+	+	+	+	+	+
Rep. Nydia M. Velázquez (D)	100%	+	+	+	+	+	+	+	+	+	+
Rep. James T. Walsh (R)	60%	+	+	-	+	-	A	+	+	-	+
Rep. Anthony D. Weiner (D)	100%	+	+	+	+	+	+	+	+	+	+

**State Delegation Average: 87%**

**State Rank: 10**

## NORTH CAROLINA

		SCORE									
Senate Votes		1	2	3	4	5	6	7	8	9	10
CDF Action Council Position		Yea	Yea	Yea	Yea	Yea	Yea	Yea	Yea	Yea	Yea
Sen. Richard Burr (R)	30%	+	-	+	-	-	-	-	-	-	+
Sen. Elizabeth Dole (R)	40%	+	-	+	A	-	+	-	-	-	+
House Votes		1	2	3	4	5	6	7	8	9	10
CDF Action Council Position		Yea	Yea	Yea	Yea	Yea	Yea	Yea	Yea	Yea	Yea
Rep. G.K. Butterfield (D)	100%	+	+	+	+	+	+	+	+	+	+
Rep. Howard Coble (R)	0%	-	-	-	A	-	-	-	-	-	-
Rep. Bob Etheridge (D)	80%	+	+	+	+	-	+	-	+	+	+
Rep. Virginia Foxx (R)	10%	-	-	-	+	-	-	-	-	-	-
Rep. Robin Hayes (R)	50%	-	+	-	+	-	+	-	+	-	+
Rep. Walter B. Jones, Jr. (R)	50%	+	+	-	+	-	+	-	-	A	+
Rep. Patrick McHenry (R)	10%	-	-	-	+	-	-	-	-	-	-
Rep. Mike McIntyre (D)	80%	+	+	+	+	-	+	-	+	+	+

(continued next page)

A key to the tabulated votes above can be found on page 13 of the Scorecard. Descriptions of the votes begin on page 36.

## NORTH CAROLINA (continued)

### SCORE

#### House Votes

#### CDF Action Council Position

		1	2	3	4	5	6	7	8	9	10
		Yea	Yea	Yea	Yea	Yea	Yea	Yea	Yea	Yea	Yea
Rep. Brad Miller (D)	100%	+	+	+	+	+	+	+	+	+	+
Rep. Sue Wilkins Myrick (R)	20%	-	-	-	+	-	-	-	-	-	+
Rep. David E. Price (D)	100%	+	+	+	+	+	+	+	+	+	+
Rep. Heath Shuler (D)	80%	+	+	-	+	-	+	+	+	+	+
Rep. Melvin L. Watt (D)	100%	+	+	+	+	+	+	+	+	+	+

**State Delegation Average: 57%**

**State Rank: 34**

## NORTH DAKOTA

### SCORE

#### Senate Votes

#### CDF Action Council Position

		1	2	3	4	5	6	7	8	9	10
		Yea	Yea	Yea	Yea	Yea	Yea	Yea	Yea	Yea	Yea
Sen. Kent Conrad (D)	90%	+	+	+	+	+	+	+	-	+	+
Sen. Byron Dorgan (D)	90%	+	+	+	+	+	+	+	-	+	+

#### House Votes

#### CDF Action Council Position

		1	2	3	4	5	6	7	8	9	10
		Yea	Yea	Yea	Yea	Yea	Yea	Yea	Yea	Yea	Yea
Rep. Earl Pomeroy (D)	100%	+	+	+	+	+	+	+	+	+	+

**State Delegation Average: 93%**

**State Rank: 7**

## OHIO

### SCORE

#### Senate Votes

#### CDF Action Council Position

		1	2	3	4	5	6	7	8	9	10
		Yea	Yea	Yea	Yea	Yea	Yea	Yea	Yea	Yea	Yea
Sen. Sherrod Brown (D)	100%	+	+	+	+	+	+	+	+	+	+
Sen. George Voinovich (R)	50%	+	-	+	-	-	+	-	-	+	+

#### House Votes

#### CDF Action Council Position

		1	2	3	4	5	6	7	8	9	10
		Yea	Yea	Yea	Yea	Yea	Yea	Yea	Yea	Yea	Yea
Rep. John Boehner (R)	20%	-	-	-	+	-	-	-	-	-	+
Rep. Steve Chabot (R)	20%	-	-	-	+	-	-	-	-	-	+
Rep. Paul E. Gillmor (R)	60%	+	+	-	+	-					
Rep. David L. Hobson (R)	50%	+	-	-	+	-	+	+	-	A	+
Rep. Stephanie T. Jones (D)	80%	+	+	A	+	+	A	+	+	+	+
Rep. Jim Jordan (R)	10%	-	-	-	+	-	-	-	-	-	-
Rep. Marcy Kaptur (D)	100%	+	+	+	+	+	+	+	+	+	+
Rep. Dennis J. Kucinich (D)	70%	+	+	-	A	+	+	-	+	+	+
Rep. Steven LaTourette (R)	60%	-	+	-	+	-	+	+	+	-	+
Rep. Robert E. Latta (R)	Ineligible										
Rep. Deborah Pryce (R)	70%	+	+	-	+	-	+	+	+	-	+
Rep. Ralph Regula (R)	60%	-	+	-	+	-	+	+	+	-	+
Rep. Tim Ryan (D)	100%	+	+	+	+	+	+	+	+	+	+
Rep. Jean Schmidt (R)	30%	-	+	-	+	-	-	-	-	-	+
Rep. Zack Space (D)	100%	+	+	+	+	+	+	+	+	+	+
Rep. Betty S. Sutton (D)	100%	+	+	+	+	+	+	+	+	+	+
Rep. Patrick J. Tiberi (R)	50%	+	-	-	+	-	+	+	-	-	+
Rep. Michael R. Turner (R)	70%	+	+	-	+	-	+	+	+	-	+
Rep. Charlie Wilson (D)	100%	+	+	+	+	+	+	+	+	+	+

**State Delegation Average: 65%**

**State Rank: 26**

## OKLAHOMA

### SCORE

Senate Votes		1	2	3	4	5	6	7	8	9	10
CDF Action Council Position		Yea	Yea	Yea	Yea	Yea	Yea	Yea	Yea	Yea	Yea
Sen. Tom Coburn (R)	20%	-	-	+	A	-	-	-	-	-	+
Sen. James Inhofe (R)	20%	A	A	+	-	-	-	-	-	-	+
House Votes		1	2	3	4	5	6	7	8	9	10
CDF Action Council Position		Yea	Yea	Yea	Yea	Yea	Yea	Yea	Yea	Yea	Yea
Rep. Dan Boren (D)	50%	+	+	-	+	-	+	-	A	A	+
Rep. Tom Cole (R)	30%	-	-	-	+	-	+	-	-	-	+
Rep. Mary Fallin (R)	30%	-	-	-	+	-	+	-	-	-	+
Rep. Frank D. Lucas (R)	30%	-	-	-	+	-	+	-	-	-	+
Rep. John Sullivan (R)	20%	-	-	-	+	-	A	-	-	-	+
<b>State Delegation Average:</b>		<b>29%</b>									
<b>State Rank:</b>		<b>49</b>									

## OREGON

### SCORE

Senate Votes		1	2	3	4	5	6	7	8	9	10
CDF Action Council Position		Yea	Yea	Yea	Yea	Yea	Yea	Yea	Yea	Yea	Yea
Sen. Gordon Smith (R)	70%	+	-	+	A	+	+	+	-	+	+
Sen. Ron Wyden (D)	90%	+	-	+	+	+	+	+	+	+	+
House Votes		1	2	3	4	5	6	7	8	9	10
CDF Action Council Position		Yea	Yea	Yea	Yea	Yea	Yea	Yea	Yea	Yea	Yea
Rep. Earl Blumenauer (D)	90%	+	+	+	-	+	+	+	+	+	+
Rep. Peter A. DeFazio (D)	90%	+	+	+	-	+	+	+	+	+	+
Rep. Darlene Hooley (D)	90%	+	+	+	+	+	A	+	+	+	+
Rep. Greg Walden (R)	50%	-	+	-	+	-	+	-	+	-	+
Rep. David Wu (D)	100%	+	+	+	+	+	+	+	+	+	+
<b>State Delegation Average:</b>		<b>83%</b>									
<b>State Rank:</b>		<b>12</b>									

## PENNSYLVANIA

### SCORE

Senate Votes		1	2	3	4	5	6	7	8	9	10
CDF Action Council Position		Yea	Yea	Yea	Yea	Yea	Yea	Yea	Yea	Yea	Yea
Sen. Robert P. Casey, Jr. (D)	100%	+	+	+	+	+	+	+	+	+	+
Sen. Arlen Specter (R)	70%	+	-	+	-	+	+	+	-	+	+
House Votes		1	2	3	4	5	6	7	8	9	10
CDF Action Council Position		Yea	Yea	Yea	Yea	Yea	Yea	Yea	Yea	Yea	Yea
Rep. Jason Altmire (D)	100%	+	+	+	+	+	+	+	+	+	+
Rep. Robert A. Brady (D)	100%	+	+	+	+	+	+	+	+	+	+
Rep. Christopher Carney (D)	100%	+	+	+	+	+	+	+	+	+	+
Rep. Charles W. Dent (R)	70%	+	+	-	+	-	+	+	+	-	+
Rep. Michael F. Doyle (D)	80%	+	+	+	+	+	A	+	+	+	A
Rep. Phil English (R)	50%	-	+	-	+	-	+	+	-	-	+
Rep. Chaka Fattah (D)	100%	+	+	+	+	+	+	+	+	+	+
Rep. Jim Gerlach (R)	70%	+	+	-	+	-	+	+	+	-	+
Rep. Tim Holden (D)	90%	+	+	+	+	+	A	+	+	+	+

(continued next page)

A key to the tabulated votes above can be found on page 13 of the Scorecard. Descriptions of the votes begin on page 36.

## PENNSYLVANIA (continued)

### SCORE

#### House Votes

#### CDF Action Council Position

		1	2	3	4	5	6	7	8	9	10
		Yea	Yea	Yea	Yea	Yea	Yea	Yea	Yea	Yea	Yea
Rep. Paul E. Kanjorski (D)	<b>100%</b>	+	+	+	+	+	+	+	+	+	+
Rep. Patrick Murphy (D)	<b>90%</b>	+	+	-	+	+	+	+	+	+	+
Rep. Timothy F. Murphy (R)	<b>70%</b>	+	+	-	+	-	+	+	+	-	+
Rep. John P. Murtha (D)	<b>100%</b>	+	+	+	+	+	+	+	+	+	+
Rep. John E. Peterson (R)	<b>50%</b>	-	+	-	+	-	+	-	+	-	+
Rep. Joseph R. Pitts (R)	<b>20%</b>	-	-	-	+	-	-	-	-	-	+
Rep. Todd R. Platts (R)	<b>60%</b>	+	+	-	+	-	+	+	+	-	A
Rep. Allyson Y. Schwartz (D)	<b>100%</b>	+	+	+	+	+	+	+	+	+	+
Rep. Joe Sestak (D)	<b>100%</b>	+	+	+	+	+	+	+	+	+	+
Rep. Bill Shuster (R)	<b>30%</b>	-	-	-	+	-	+	-	-	-	+

**State Delegation Average: 79%**

**State Rank: 15**

## RHODE ISLAND

### SCORE

#### Senate Votes

#### CDF Action Council Position

		1	2	3	4	5	6	7	8	9	10
		Yea	Yea	Yea	Yea	Yea	Yea	Yea	Yea	Yea	Yea
Sen. Jack Reed (D)	<b>100%</b>	+	+	+	+	+	+	+	+	+	+
Sen. Sheldon Whitehouse (D)	<b>100%</b>	+	+	+	+	+	+	+	+	+	+

#### House Votes

#### CDF Action Council Position

		1	2	3	4	5	6	7	8	9	10
		Yea	Yea	Yea	Yea	Yea	Yea	Yea	Yea	Yea	Yea
Rep. Patrick J. Kennedy (D)	<b>100%</b>	+	+	+	+	+	+	+	+	+	+
Rep. James R. Langevin (D)	<b>100%</b>	+	+	+	+	+	+	+	+	+	+

**State Delegation Average: 100%**

**State Rank: 1**

## SOUTH CAROLINA

### SCORE

#### Senate Votes

#### CDF Action Council Position

		1	2	3	4	5	6	7	8	9	10
		Yea	Yea	Yea	Yea	Yea	Yea	Yea	Yea	Yea	Yea
Sen. James DeMint (R)	<b>20%</b>	-	-	+	-	-	-	-	-	-	+
Sen. Lindsey Graham (R)	<b>30%</b>	+	-	+	-	-	-	-	-	-	+

#### House Votes

#### CDF Action Council Position

		1	2	3	4	5	6	7	8	9	10
		Yea	Yea	Yea	Yea	Yea	Yea	Yea	Yea	Yea	Yea
Rep. J. Gresham Barrett (R)	<b>10%</b>	-	-	-	+	-	A	-	-	-	-
Rep. Henry E. Brown, Jr. (R)	<b>30%</b>	A	-	-	+	-	+	-	-	-	+
Rep. James Clyburn (D)	<b>100%</b>	+	+	+	+	+	+	+	+	+	+
Rep. Bob Inglis (R)	<b>20%</b>	-	-	-	+	-	+	-	-	-	-
Rep. John M. Spratt, Jr. (D)	<b>100%</b>	+	+	+	+	+	+	+	+	+	+
Rep. Joe Wilson (R)	<b>20%</b>	-	-	-	+	-	-	-	-	-	+

**State Delegation Average: 41%**

**State Rank: 47**



## SOUTH DAKOTA

		SCORE									
Senate Votes		1	2	3	4	5	6	7	8	9	10
CDF Action Council Position		Yea	Yea	Yea	Yea	Yea	Yea	Yea	Yea	Yea	Yea
Sen. Tim Johnson (D)	50%	A	A	A	A	A	+	+	+	+	+
Sen. John R. Thune (R)	40%	+	-	+	-	-	+	-	-	-	+
House Votes		1	2	3	4	5	6	7	8	9	10
CDF Action Council Position		Yea	Yea	Yea	Yea	Yea	Yea	Yea	Yea	Yea	Yea
Rep. Stephanie Herseth-Sandlin (D)	100%	+	+	+	+	+	+	+	+	+	+
<b>State Delegation Average:</b>		<b>63%</b>									
<b>State Rank:</b>		<b>28</b>									

## TENNESSEE

		SCORE									
Senate Votes		1	2	3	4	5	6	7	8	9	10
CDF Action Council Position		Yea	Yea	Yea	Yea	Yea	Yea	Yea	Yea	Yea	Yea
Sen. Lamar Alexander (R)	60%	+	-	+	-	+	+	+	-	-	+
Sen. Bob Corker (R)	60%	+	-	+	-	+	+	+	-	-	+
House Votes		1	2	3	4	5	6	7	8	9	10
CDF Action Council Position		Yea	Yea	Yea	Yea	Yea	Yea	Yea	Yea	Yea	Yea
Rep. Marsha Blackburn (R)	20%	-	-	-	+	-	-	-	-	-	+
Rep. Stephen I. Cohen (D)	100%	+	+	+	+	+	+	+	+	+	+
Rep. Jim Cooper (D)	80%	+	+	+	+	-	+	+	+	-	+
Rep. David K. Davis (R)	20%	-	-	-	+	-	-	-	-	-	+
Rep. Lincoln Davis (D)	90%	+	+	+	+	+	+	+	+	A	+
Rep. John J. Duncan, Jr. (R)	20%	-	+	-	+	-	-	-	-	-	-
Rep. Bart Gordon (D)	100%	+	+	+	+	+	+	+	+	+	+
Rep. John S. Tanner (D)	100%	+	+	+	+	+	+	+	+	+	+
Rep. Zach Wamp (R)	30%	-	+	-	+	-	-	-	-	-	+
<b>State Delegation Average:</b>		<b>62%</b>									
<b>State Rank:</b>		<b>29</b>									

## TEXAS

		SCORE									
Senate Votes		1	2	3	4	5	6	7	8	9	10
CDF Action Council Position		Yea	Yea	Yea	Yea	Yea	Yea	Yea	Yea	Yea	Yea
Sen. John Cornyn (R)	40%	+	-	+	-	-	+	-	-	-	+
Sen. Kay Bailey Hutchison (R)	70%	+	-	+	-	+	+	+	+	-	+
House Votes		1	2	3	4	5	6	7	8	9	10
CDF Action Council Position		Yea	Yea	Yea	Yea	Yea	Yea	Yea	Yea	Yea	Yea
Rep. Joe Barton (R)	20%	-	-	-	+	-	-	-	-	-	+
Rep. Kevin P. Brady (R)	20%	-	-	-	+	-	-	-	-	-	+
Rep. Michael C. Burgess (R)	20%	-	-	-	+	-	-	-	-	-	+
Rep. John R. Carter (R)	20%	-	-	-	+	-	A	-	-	-	+
Rep. Mike Conaway (R)	20%	-	-	-	+	-	-	-	-	-	+
Rep. Henry Cuellar (D)	100%	+	+	+	+	+	+	+	+	+	+
Rep. John A. Culberson (R)	10%	-	-	-	+	-	-	-	-	-	-

(continued next page)

A key to the tabulated votes above can be found on page 13 of the Scorecard. Descriptions of the votes begin on page 36.

## TEXAS (continued)

		SCORE										
<b>House Votes</b>			<b>1</b>	<b>2</b>	<b>3</b>	<b>4</b>	<b>5</b>	<b>6</b>	<b>7</b>	<b>8</b>	<b>9</b>	<b>10</b>
<b>CDF Action Council Position</b>			<b>Yea</b>	<b>Yea</b>	<b>Yea</b>	<b>Yea</b>	<b>Yea</b>	<b>Yea</b>	<b>Yea</b>	<b>Yea</b>	<b>Yea</b>	<b>Yea</b>
Rep. Lloyd Doggett (D)	<b>100%</b>		+	+	+	+	+	+	+	+	+	+
Rep. Chet Edwards (D)	<b>100%</b>		+	+	+	+	+	+	+	+	+	+
Rep. Louie Gohmert (R)	<b>30%</b>		-	-	-	+	-	+	-	-	-	+
Rep. Charles A. Gonzalez (D)	<b>100%</b>		+	+	+	+	+	+	+	+	+	+
Rep. Kay Granger (R)	<b>20%</b>		-	-	-	+	-	A	-	-	-	+
Rep. Al Green (D)	<b>100%</b>		+	+	+	+	+	+	+	+	+	+
Rep. Gene Green (D)	<b>90%</b>		+	+	+	+	+	A	+	+	+	+
Rep. Ralph M. Hall (R)	<b>20%</b>		-	-	-	+	-	-	-	-	-	+
Rep. Jeb Hensarling (R)	<b>10%</b>		-	-	-	+	-	-	-	-	-	-
Rep. Rubén Hinojosa (D)	<b>90%</b>		+	+	+	A	+	+	+	+	+	+
Rep. Sheila Jackson-Lee (D)	<b>100%</b>		+	+	+	+	+	+	+	+	+	+
Rep. Sam Johnson (R)	<b>10%</b>		-	-	-	+	A	A	-	-	-	-
Rep. Eddie Bernice Johnson (D)	<b>90%</b>		+	+	+	+	+	+	A	+	+	+
Rep. Nicholas V. Lampson (D)	<b>90%</b>		+	+	+	+	+	+	+	+	-	+
Rep. Kenny Marchant (R)	<b>10%</b>		-	+	-	A	-	-	-	-	A	-
Rep. Michael McCaul (R)	<b>30%</b>		-	-	-	+	-	+	-	-	-	+
Rep. Randy Neugebauer (R)	<b>10%</b>		-	-	-	+	-	-	-	-	-	-
Rep. Solomon P. Ortiz (D)	<b>100%</b>		+	+	+	+	+	+	+	+	+	+
Rep. Ron E. Paul (R)	<b>0%</b>		-	-	-	-	-	A	-	-	A	A
Rep. Ted Poe (R)	<b>30%</b>		+	+	-	+	-	-	A	-	-	-
Rep. Silvestre Reyes (D)	<b>100%</b>		+	+	+	+	+	+	+	+	+	+
Rep. Ciro D. Rodriguez (D)	<b>100%</b>		+	+	+	+	+	+	+	+	+	+
Rep. Pete Sessions (R)	<b>10%</b>		-	-	-	+	-	-	-	-	-	A
Rep. Lamar S. Smith (R)	<b>30%</b>		-	+	-	+	-	A	-	-	-	+
Rep. William “Mac” Thornberry (R)	<b>30%</b>		+	-	-	+	-	-	-	-	-	+
<b>State Delegation Average:</b>		<b>51%</b>										
<b>State Rank:</b>		<b>38</b>										

## UTAH

		SCORE										
<b>Senate Votes</b>			<b>1</b>	<b>2</b>	<b>3</b>	<b>4</b>	<b>5</b>	<b>6</b>	<b>7</b>	<b>8</b>	<b>9</b>	<b>10</b>
<b>CDF Action Council Position</b>			<b>Yea</b>	<b>Yea</b>	<b>Yea</b>	<b>Yea</b>	<b>Yea</b>	<b>Yea</b>	<b>Yea</b>	<b>Yea</b>	<b>Yea</b>	<b>Yea</b>
Sen. Robert Bennett (R)	<b>50%</b>		+	-	+	-	-	+	-	+	-	+
Sen. Orrin Hatch (R)	<b>70%</b>		+	-	+	A	+	+	+	+	-	+
<b>House Votes</b>			<b>1</b>	<b>2</b>	<b>3</b>	<b>4</b>	<b>5</b>	<b>6</b>	<b>7</b>	<b>8</b>	<b>9</b>	<b>10</b>
<b>CDF Action Council Position</b>			<b>Yea</b>	<b>Yea</b>	<b>Yea</b>	<b>Yea</b>	<b>Yea</b>	<b>Yea</b>	<b>Yea</b>	<b>Yea</b>	<b>Yea</b>	<b>Yea</b>
Rep. Rob Bishop (R)	<b>20%</b>		-	-	-	+	-	-	-	A	A	+
Rep. Chris Cannon (R)	<b>20%</b>		-	-	-	+	-	-	-	-	-	+
Rep. Jim Matheson (D)	<b>80%</b>		+	+	-	+	+	+	+	+	-	+
<b>State Delegation Average:</b>		<b>48%</b>										
<b>State Rank:</b>		<b>43</b>										

## VERMONT

		SCORE									
<b>Senate Votes</b>		<b>1</b>	<b>2</b>	<b>3</b>	<b>4</b>	<b>5</b>	<b>6</b>	<b>7</b>	<b>8</b>	<b>9</b>	<b>10</b>
<b>CDF Action Council Position</b>		<b>Yea</b>	<b>Yea</b>	<b>Yea</b>	<b>Yea</b>	<b>Yea</b>	<b>Yea</b>	<b>Yea</b>	<b>Yea</b>	<b>Yea</b>	<b>Yea</b>
Sen. Patrick Leahy (D)	<b>100%</b>	+	+	+	+	+	+	+	+	+	+
Sen. Bernie Sanders (I)	<b>90%</b>	+	+	-	+	+	+	+	+	+	+
<b>House Votes</b>		<b>1</b>	<b>2</b>	<b>3</b>	<b>4</b>	<b>5</b>	<b>6</b>	<b>7</b>	<b>8</b>	<b>9</b>	<b>10</b>
<b>CDF Action Council Position</b>		<b>Yea</b>	<b>Yea</b>	<b>Yea</b>	<b>Yea</b>	<b>Yea</b>	<b>Yea</b>	<b>Yea</b>	<b>Yea</b>	<b>Yea</b>	<b>Yea</b>
Rep. Peter Welch (D)	<b>100%</b>	+	+	+	+	+	+	+	+	+	+
<b>State Delegation Average:</b>		<b>97%</b>									
<b>State Rank:</b>		<b>3</b>									

## VIRGINIA

		SCORE									
<b>Senate Votes</b>		<b>1</b>	<b>2</b>	<b>3</b>	<b>4</b>	<b>5</b>	<b>6</b>	<b>7</b>	<b>8</b>	<b>9</b>	<b>10</b>
<b>CDF Action Council Position</b>		<b>Yea</b>	<b>Yea</b>	<b>Yea</b>	<b>Yea</b>	<b>Yea</b>	<b>Yea</b>	<b>Yea</b>	<b>Yea</b>	<b>Yea</b>	<b>Yea</b>
Sen. John W. Warner (R)	<b>60%</b>	+	-	+	-	+	+	+	-	-	+
Sen. James Webb (D)	<b>90%</b>	+	-	+	+	+	+	+	+	+	+
<b>House Votes</b>		<b>1</b>	<b>2</b>	<b>3</b>	<b>4</b>	<b>5</b>	<b>6</b>	<b>7</b>	<b>8</b>	<b>9</b>	<b>10</b>
<b>CDF Action Council Position</b>		<b>Yea</b>	<b>Yea</b>	<b>Yea</b>	<b>Yea</b>	<b>Yea</b>	<b>Yea</b>	<b>Yea</b>	<b>Yea</b>	<b>Yea</b>	<b>Yea</b>
Rep. Rick Boucher (D)	<b>100%</b>	+	+	+	+	+	+	+	+	+	+
Rep. Eric Cantor (R)	<b>20%</b>	-	-	-	+	-	-	-	-	-	+
Rep. Jo Ann S. Davis (R)	<b>14%</b>	-	+	A	A	A	A	A	I	I	I
Rep. Tom Davis (R)	<b>30%</b>	-	-	-	+	-	+	+	-	-	A
Rep. Thelma D. Drake (R)	<b>20%</b>	-	-	-	+	-	-	-	-	-	+
Rep. J. Randy Forbes (R)	<b>40%</b>	-	+	-	+	-	+	-	-	-	+
Rep. Virgil H. Goode, Jr. (R)	<b>20%</b>	-	+	-	-	-	-	-	-	-	+
Rep. Bob Goodlatte (R)	<b>30%</b>	-	+	-	+	-	-	-	-	-	+
Rep. James P. Moran (D)	<b>100%</b>	+	+	+	+	+	+	+	+	+	+
Rep. Robert C. Scott (D)	<b>100%</b>	+	+	+	+	+	+	+	+	+	+
Rep. Robert J. Wittman (R)	<b>Ineligible</b>	I	I	I	I	I	I	I	I	I	I
Rep. Frank R. Wolf (R)	<b>70%</b>	+	+	-	+	-	+	+	+	-	+
<b>State Delegation Average:</b>		<b>54%</b>									
<b>State Rank:</b>		<b>37</b>									

A key to the tabulated votes above can be found on page 13 of the Scorecard. Descriptions of the votes begin on page 36.

## WASHINGTON

		SCORE									
Senate Votes		1	2	3	4	5	6	7	8	9	10
CDF Action Council Position		Yea	Yea	Yea	Yea	Yea	Yea	Yea	Yea	Yea	Yea
Sen. Maria Cantwell (D)	<b>90%</b>	+	-	+	+	+	+	+	+	+	+
Sen. Patty Murray (D)	<b>100%</b>	+	+	+	+	+	+	+	+	+	+
House Votes		1	2	3	4	5	6	7	8	9	10
CDF Action Council Position		Yea	Yea	Yea	Yea	Yea	Yea	Yea	Yea	Yea	Yea
Rep. Brian Baird (D)	<b>90%</b>	+	+	A	+	+	+	+	+	+	+
Rep. Norman D. Dicks (D)	<b>80%</b>	+	+	+	A	+	A	+	+	+	+
Rep. Doc Hastings (R)	<b>20%</b>	-	-	-	+	-	-	-	-	-	+
Rep. Jay Inslee (D)	<b>100%</b>	+	+	+	+	+	+	+	+	+	+
Rep. Rick Larsen (D)	<b>100%</b>	+	+	+	+	+	+	+	+	+	+
Rep. Jim McDermott (D)	<b>80%</b>	+	+	+	-	+	A	+	+	+	+
Rep. Cathy McMorris Rodgers (R)	<b>30%</b>	-	-	A	+	-	-	+	-	-	+
Rep. Dave Reichert (R)	<b>50%</b>	-	+	-	+	-	A	+	+	-	+
Rep. Adam Smith (D)	<b>100%</b>	+	+	+	+	+	+	+	+	+	+
<b>State Delegation Average:</b>		<b>76%</b>									
<b>State Rank:</b>		<b>16</b>									

## WEST VIRGINIA

		SCORE									
Senate Votes		1	2	3	4	5	6	7	8	9	10
CDF Action Council Position		Yea	Yea	Yea	Yea	Yea	Yea	Yea	Yea	Yea	Yea
Sen. Robert C. Byrd (D)	<b>90%</b>	+	+	+	+	+	+	+	-	+	+
Sen. John D. Rockefeller IV (D)	<b>100%</b>	+	+	+	+	+	+	+	+	+	+
House Votes		1	2	3	4	5	6	7	8	9	10
CDF Action Council Position		Yea	Yea	Yea	Yea	Yea	Yea	Yea	Yea	Yea	Yea
Rep. Shelly Moore Capito (R)	<b>80%</b>	+	+	-	+	+	+	+	+	-	+
Rep. Alan B. Mollohan (D)	<b>100%</b>	+	+	+	+	+	+	+	+	+	+
Rep. Nick J. Rahall II (D)	<b>100%</b>	+	+	+	+	+	+	+	+	+	+
<b>State Delegation Average:</b>		<b>94%</b>									
<b>State Rank:</b>		<b>6</b>									

## WISCONSIN

		SCORE									
Senate Votes		1	2	3	4	5	6	7	8	9	10
CDF Action Council Position		Yea	Yea	Yea	Yea	Yea	Yea	Yea	Yea	Yea	Yea
Sen. Russ Feingold (D)	<b>100%</b>	+	+	+	+	+	+	+	+	+	+
Sen. Herbert Kohl (D)	<b>100%</b>	+	+	+	+	+	+	+	+	+	+
House Votes		1	2	3	4	5	6	7	8	9	10
CDF Action Council Position		Yea	Yea	Yea	Yea	Yea	Yea	Yea	Yea	Yea	Yea
Rep. Tammy Baldwin (D)	<b>100%</b>	+	+	+	+	+	+	+	+	+	+
Rep. Steve Kagen (D)	<b>100%</b>	+	+	+	+	+	+	+	+	+	+
Rep. Ron Kind (D)	<b>100%</b>	+	+	+	+	+	+	+	+	+	+
Rep. Gwen S. Moore (D)	<b>100%</b>	+	+	+	+	+	+	+	+	+	+
Rep. David R. Obey (D)	<b>100%</b>	+	+	+	+	+	+	+	+	+	+
Rep. Thomas E. Petri (R)	<b>60%</b>	+	+	-	+	-	+	+	-	-	+
Rep. Paul D. Ryan (R)	<b>20%</b>	-	-	-	+	-	-	-	-	-	+
Rep. F. James Sensenbrenner, Jr. (R)	<b>20%</b>	-	-	-	+	-	-	-	-	-	+
<b>State Delegation Average:</b>		<b>80%</b>									
<b>State Rank:</b>		<b>14</b>									

## WYOMING

		SCORE									
Senate Votes		1	2	3	4	5	6	7	8	9	10
CDF Action Council Position		Yea	Yea	Yea	Yea	Yea	Yea	Yea	Yea	Yea	Yea
Sen. John Barrasso (R)	<b>33%</b>					-	+	-	-	-	+
Sen. Michael Enzi (R)	<b>40%</b>	+	-	+	-	-	+	-	-	-	+
Sen. Craig Thomas (R)	<b>50%</b>	+	-	+	-						
House Votes		1	2	3	4	5	6	7	8	9	10
CDF Action Council Position		Yea	Yea	Yea	Yea	Yea	Yea	Yea	Yea	Yea	Yea
Rep. Barbara Cubin (R)	<b>0%</b>	-	-	A	A	-	A	A	A	A	A
<b>State Delegation Average:</b>		<b>27%</b>									
<b>State Rank:</b>		<b>50</b>									

A key to the tabulated votes above can be found on page 13 of the Scorecard. Descriptions of the votes begin on page 36.

# Key Senate 2007 Children's Votes

---

## 1. Increase the Minimum Wage

Fair Minimum Wage Act of 2000, Passage, H.R. 2, as amended  
Passed 94-3 (R 45-3, D 47-0, I 2-0) on February 1, 2007. Enacted in P.L. 110-28.

**Vote Description:** This bill raised the minimum wage from \$5.15 to \$7.25 an hour over two years, the first increase in the minimum wage in 10 years.

**CDF Action Council Position: Yes.** This bill passed into law a long overdue increase in pay for minimum wage workers. A vote for this bill was a vote to help struggling low-income families with children.

## 2. Increase Funding for Education for Children with Disabilities

Concurrent Resolution on the Budget for Fiscal Year 2008, S. Con. Res. 21,  
S. Amdt. 545 – Special Education  
Rejected 38-58 (R 0-47, D 36-11, I 2-0) on March 22, 2007.

**Vote Description:** The amendment would have restored the top marginal tax rate on taxable income in excess of \$1 million to pre-2001 levels and used the additional revenue to increase funding for the Individuals with Disabilities Education Act (IDEA).

**CDF Action Council Position: Yes.** Adoption of the amendment would have provided a large increase for needed funding to help ensure a free appropriate education for children with disabilities. It would be funded by taxing the richest Americans.

## 3. Protect Children from Unsafe Medications

Food and Drug Administration Revitalization Act, S. 1082  
Passed 93-1 (R 44-0, D 48-0, I 1-1) on May 9, 2007.

**Vote Description:** This bill would revise and extend Food and Drug Administration (FDA) programs to ensure the safety of prescription drugs and medical devices and expand the FDA's ability to review the safety of prescription drugs and track problems after they have been approved and marketed.

**CDF Action Council Position: Yes.** This legislation would help protect children from unsafe medications. It includes critical provisions that would greatly increase the amount and quality of information doctors need to safely prescribe medication to children. It also provides incentives to drug companies that conduct responsible testing to determine prescription drug safety and dosage requirements, since children react to medications very differently than adults.

## 4. 2008 Budget Resolution

Concurrent Resolution on the Budget for Fiscal Year 2008, S. Con. Res. 21, Conference Report  
Agreed to 52-40 (R 2-40, D 48-0, I 2-0) on May 17, 2007.

**Vote Description:** The Conference Report on the Fiscal Year 2008 Budget Resolution allowed up to \$954.1 billion in discretionary spending, plus \$145.2 billion for operations in Iraq and Afghanistan. It reinstated pay-as-you-go (PAYGO) rules in the Senate and set up a mechanism in the House to block tax cuts if the projected surplus in fiscal year 2012 does not materialize.

**CDF Action Council Position: Yes.** The Budget Resolution included important funding priorities for children, including up to \$50 billion in additional funding for the State Children's Health Insurance Program (SCHIP). It also rejected many of the cuts the President had proposed for the 2008 budget, including cuts in other important health and education programs.

## 5. Extend Health Coverage to 3.2 Million More Uninsured Children

Children's Health Insurance Program Reauthorization Act, H.R. 976  
Passed 68-31 (R 18-31, D 48-0, I 2-0) on August 2, 2007.

**Vote Description:** The bill would reauthorize the State Children's Health Insurance Program (SCHIP) for five years and increase federal funding for child health coverage through SCHIP and Medicaid by nearly \$35 billion over five years. The cost of the expansion would be funded by a 61 cent per pack federal cigarette tax increase.

**CDF Action Council Position: Yes.** This legislation would extend health coverage to more than one-third (3.2 million) of the more than nine million uninsured children in America. It includes new funding and policy improvements needed by states to enroll and provide health coverage to millions of children who are currently eligible but not enrolled in SCHIP and Medicaid.

## 6. Help Youth Pay for College

College Cost Reduction and Access Act of 2007, H.R. 2669, Conference Report  
Agreed to 79-12 (R 34-12, D 43-0, I 2-0) on September 7, 2007. Enacted as P.L. 110-084.

**Vote Description:** This Conference Report redirected federal funding from student loan firms to aid for students and college graduates. It also increased Pell grant awards and improved debt forgiveness provisions for certain public-sector workers.

**CDF Action Council Position: Yes.** A yes vote on this Conference Report was a vote for children because it would increase opportunities for youth to go to college, especially youth from lower-income families.

## 7. Extend Health Coverage to 3.1 Million More Uninsured Children

Children's Health Insurance Program Reauthorization Act, H.R. 976, Motion to Concur with House Amendments  
Passed 67-29 (R 18-29, D 47-0, I 2-0) on September 27, 2007.  
Vetoed by President Bush on October 3, 2007.

**Vote Description:** The Senate voted a second time on this legislation because the House made changes when it passed the bill. The bill would reauthorize the State Children's Health Insurance Program (SCHIP) for five years and increase federal funding for child health coverage through SCHIP and Medicaid by nearly \$35 billion over five years. It would be funded by a 61 cent per pack federal cigarette tax increase.

**CDF Action Council Position: Yes.** This bill would extend health coverage to one-third (3.1 million) of the more than nine million uninsured children in America. It includes new funding and policy improvements needed by states to enroll and provide health coverage to millions of children who are currently eligible but not enrolled in SCHIP and Medicaid.

## 8. Support Education for Children of Immigrants

DREAM Act/Development, Relief, and Education for Alien Minors Act, S. 2205,  
Cloture on the Motion to Proceed  
Rejected 52-44 (R 12-36, D 38-8, I 2-0) on October 24, 2007.

**Vote Description:** The Senate rejected a motion to allow a vote on a bill that would have permitted children of illegal immigrants who entered the United States before age 16 and who have lived here at least five years to gain conditional legal status and eventual citizenship if they graduate from high school and attend college or join the military for at least two years.

**CDF Action Council Position: Yes.** The Senate denied many children of immigrants the opportunity for college, the military and citizenship when it refused to even allow a vote on this important bill.

## 9. Fund Child Health and Education

Departments of Labor, HHS, and Education, and Related Agencies Appropriations Act, 2008, H.R. 3043, Motion to Recede and Concur  
Passed 56-37 (R 10-36, D 44-1, I 2-0) on November 7, 2007.  
Vetoed by President Bush on November 13, 2007.

**Vote Description:** This bill would provide \$150.7 billion in fiscal year 2008 for specific programs in the Departments of Labor, Health and Human Services, and Education and related agencies.


**CDF Action Council Position: Yes.** This bill would have helped children by providing some funding increases for key health, mental health, education and job training programs and rejecting cuts proposed by the President in other important programs for children.

## 10. Give Children a Head Start

Improving Head Start for School Readiness Act, H.R. 1429, Conference Report  
Agreed to 95-0 (R 48-0, D 45-0, I 2-0) on November 14, 2007. Enacted as P.L. No. 110-134.

**Vote Description:** This Conference Report expanded access to Head Start for more children, prioritized expansion of the Early Head Start Program, and made other improvements for the youngest children in the program. It also required quality improvements, including new associate and bachelor degree requirements for teachers and increased annual in-service training, and improved coordination between Head Start and other programs for young children.

**CDF Action Council Position: Yes.** A vote for the improvements in Head Start, which has successfully served children for more than four decades, was a vote to help children get ready for school.



©2007 Signe Wilkinson. All rights reserved.  
Used with the permission of Signe Wilkinson and the Washington Post Writers Group in conjunction with the Cartoonist Group.

**Where would we ever get the money for more kids' health care?**



# Key House of Representatives 2007 Children's Votes

---

## 1. Support Pay-As-You-Go Rules for Taxes and Spending

Adoption of the Rules of the House of Representatives for the 110th Congress, Title IV, PAYGO Rules Passed 280-152 (R 48-152, D 232-0) on January 5, 2007. Adopted as House Rule.

**Vote Description:** This resolution set House rules for the 110th Congress. The title includes pay-as-you-go (PAYGO) rules, which require that any new tax cuts or additional funding for programs that entitle eligible individuals to certain benefits or services, such as Medicaid and the federal Foster Care Program, be paid for by reductions in spending or tax increases. It also requires Members of Congress to provide information about the recipient and purpose of federal funding earmarked for specific purposes.

**CDF Action Council Position: Yes.** It is unjust to approve tax cuts that are not paid for and that add billions of dollars to our children's debt burden.

## 2. Increase the Minimum Wage

Fair Minimum Wage Act of 2000, H.R. 2

Passed 315-116 (R 82-116, D 233-0) on January 10, 2007. Enacted in P.L. 110-28.

**Vote Description:** This bill raised the minimum wage from \$5.15 to \$7.25 an hour over two years, the first increase in the minimum wage in 10 years.

**CDF Action Council Position: Yes.** This bill passed into law a long overdue increase in pay for minimum wage workers. A vote for this bill was a vote to help struggling low-income families with children.

## 3. 2008 Budget Resolution

Concurrent Resolution on the Budget for Fiscal Year 2008, S. Con. Res. 21, Conference Report Agreed to 214-209 (R 0-196, D 214-13) on May 17, 2007.

**Vote Description:** The Conference Report on the Fiscal Year 2008 Budget Resolution allowed up to \$954.1 billion in discretionary spending, plus \$145.2 billion for operations in Iraq and Afghanistan. It reinstated pay-as-you-go (PAYGO) rules in the Senate and set up a mechanism in the House to block tax cuts if the projected surplus in fiscal year 2012 does not materialize.

**CDF Action Council Position: Yes.** The Budget Resolution included important funding priorities for children, including up to \$50 billion in additional funding for the State Children's Health Insurance Program (SCHIP). It also rejected many of the cuts the President had proposed for the 2008 budget, including cuts in other important health and education programs for children.

## 4. Protect Children from Unsafe Medications

Food and Drug Administration Amendments Act, H.R. 2900

Passed 403-16 (R 187-6, D 216-10) on July 11, 2007.

**Vote Description:** This bill would revise and extend Food and Drug Administration (FDA) programs to ensure the safety of prescription drugs and medical devices and expand the FDA's ability to review the safety of prescription drugs and track problems after they have been approved and marketed.

**CDF Action Council Position: Yes.** This legislation would help protect children from unsafe medication. It includes critical provisions that would greatly increase the amount and quality of information doctors need to safely prescribe medication to children. It also would provide incentives to drug companies to conduct responsible testing to determine prescription drug safety and dosage requirements, since children react to medications very differently than adults.

## 5. Extend Health Coverage to 4.1 Million More Uninsured Children

Children's Health and Medicare Protection Act, H.R. 3162  
Passed 225-204 (R 5-194, D 220-10) on August 1, 2007.

**Vote Description:** The Children's Health and Medicare Protection Act (CHAMP Act) would have reauthorized SCHIP for five years and increased federal funding for child health coverage through SCHIP and Medicaid by nearly \$50 billion over five years. The CHAMP Act would be funded by a 41 cent per pack federal cigarette tax increase and reductions in overpayments to private Medicare plans.

**CDF Action Council Position: Yes.** The CHAMP Act was the strongest child health coverage legislation passed by the House in 2007 and would have extended health coverage to 4.1 million of the more than nine million uninsured children in America. The CHAMP Act included critical new funding and policy improvements needed by states to enroll and provide health coverage to millions of children who are currently eligible but not enrolled in SCHIP or Medicaid.

## 6. Help Youth Pay for College

College Cost Reduction and Access Act of 2007, H.R. 2669, Conference Report  
Agreed to 292-97 (R 77-97, D 215-0) on September 7, 2007. Enacted as P.L. 110-084.

**Vote Description:** This Conference Report redirected federal funding from student loan firms to aid for students and college graduates. It also increased Pell grant awards and improved debt forgiveness provisions for certain public-sector workers.

**CDF Action Council Position: Yes.** A yes vote on this Conference Report was a vote for children because it increased opportunities for youth to go to college, especially youth from lower-income families.

## 7. Extend Health Coverage to 3.1 Million More Uninsured Children

Children's Health Insurance Program Reauthorization Act, H.R. 976, Motion to Concur with Senate  
Passed 265-159 (R 45-151, D 220-8) on September 25, 2007.  
Vetoed by President Bush on October 3, 2007.

**Vote Description:** The bill would reauthorize the State Children's Health Insurance Program (SCHIP) for five years and increase federal funding for child health coverage through SCHIP and Medicaid by nearly \$35 billion over five years. It would be funded by a 61 cent per pack federal cigarette tax increase.

**CDF Action Council Position: Yes.** This bill would extend health coverage to one-third (3.1 million) of the more than nine million uninsured children in America. It includes funding and policy improvements needed by states to enroll and provide health coverage to millions of children who are currently eligible but not enrolled in SCHIP or Medicaid.

## 8. Fund Child Health and Education

Departments of Labor, HHS, Education, and Related Agencies Appropriations Act, 2008, H.R. 3043, Motion to Concur

Passed 274-141 (R 51-141, D 223-0) on November 8, 2007.

Vetoed by President Bush on November 13, 2007.

**Vote Description:** This bill would provide \$150.7 billion in fiscal year 2008 for specific programs in the Departments of Labor, Health and Human Services, and Education and related agencies.

**CDF Action Council Position: Yes.** This bill would have helped children by providing some funding increases for key health, mental health, education, and job training programs and rejecting cuts proposed by the President in other important programs for children.

## 9. Support Tax Relief for Low-Income Families with Children

Temporary Tax Relief Act, H.R. 3996

Passed 216-193 (R 0-185, D 216-8) on November 9, 2007.

**Vote Description:** This bill would exempt more than 20 million taxpayers from having to pay the alternative minimum tax on income from 2007. It would also expand eligibility in 2008 for the refundable child tax credit.

**CDF Action Council Position: Yes.** This bill would expand the child tax credit to low-income families, increasing the incomes of the families with children who are struggling the most to make ends meet. A vote for the bill was a vote for children.

## 10. Give Children a Head Start

Improving Head Start for School Readiness Act, H.R. 142, Conference Report

Agreed to 381-36 (R 154-36, D 227-0) on November 14, 2007. Enacted as P.L. No. 110-134.

**Vote Description:** This Conference Report expanded access to Head Start for more children, prioritized expansion of the Early Head Start Program, and made other improvements for the youngest children in the program. It also required quality improvements, including new associate and bachelor degree requirements for teachers and increased annual in-service training, and improved coordination between Head Start and other programs for young children.

**CDF Action Council Position: Yes.** A vote for the improvements in Head Start, which has successfully served children for more than four decades, was a vote to help children get ready for school.

## Moments in America for All Children

<b>Every second</b>	a public school student is suspended.*
<b>Every 11 seconds</b>	a high school student drops out.*
<b>Every 15 seconds</b>	a public school student is corporally punished.*
<b>Every 20 seconds</b>	a child is arrested.
<b>Every 22 seconds</b>	a baby is born to an unmarried mother.
<b>Every 35 seconds</b>	a baby is born to a mother who is not a high school graduate.
<b>Every 35 seconds</b>	a baby is born into poverty.
<b>Every 36 seconds</b>	a child is confirmed as abused or neglected.
<b>Every 41 seconds</b>	a baby is born without health insurance.
<b>Every minute</b>	a baby is born to a teen mother.
<b>Every 2 minutes</b>	a baby is born at low birthweight.
<b>Every 4 minutes</b>	a child is arrested for drug abuse.
<b>Every 8 minutes</b>	a child is arrested for a violent crime.
<b>Every 19 minutes</b>	a baby dies before his first birthday.
<b>Every 3 hours</b>	a child or teen is killed by a firearm.
<b>Every 4 hours</b>	a child or teen commits suicide.
<b>Every 6 hours</b>	a child is killed by abuse or neglect.
<b>Every 18 hours</b>	a mother dies in childbirth.

\* Based on calculations per school day (180 days of seven hours each).

## CDF Action Council State and Regional Offices

### California

3655 South Grand Avenue  
Suite 270  
Los Angeles, CA 90007  
Tel: (213) 749-8787  
Fax: (213) 749-4119  
[www.cdfca.org](http://www.cdfca.org)

### California (Oakland)

2201 Broadway  
Suite 705  
Oakland, CA 94612  
Tel: (510) 663-3224  
Fax: (510) 663-1783  
[www.cdfca.org](http://www.cdfca.org)

### Louisiana

1452 North Broad Street  
New Orleans, LA 70119  
Tel: (504) 309-2376  
Fax: (504) 309-2379

### Minnesota

555 Park Street  
Suite 410  
St. Paul, MN 55103  
Tel: (651) 227-6121  
Fax: (651) 227-2553  
[www.cdf-mn.org](http://www.cdf-mn.org)

### New York

15 Maiden Lane  
Suite 1200  
New York, NY 10038  
Tel: (212) 697-2323  
Fax: (212) 697-0566  
[www.cdfny.org](http://www.cdfny.org)

### Ohio

395 East Broad Street  
Suite 330  
Columbus, OH 43215  
Tel: (614) 221-2244  
Fax: (614) 221-2247  
[www.childrensdefense.org/ohio](http://www.childrensdefense.org/ohio)

### South Carolina

117 Cheraw Street  
Bennettsville, SC 29512  
Tel: (843) 479-5310  
Fax: (843) 479-0605

### Southern Regional Office

2659 Livingston Road  
Suite 200  
Jackson, MS 39213  
Tel: (601) 321-1966  
Fax: (601) 321-8736

### Texas

4500 Bissonnet  
Suite 260  
Bellaire, TX 77401  
Tel: (713) 664-4080  
Fax: (713) 664-1975  
[www.cdftexas.org](http://www.cdftexas.org)

### Texas (Austin)

316 West 12th Street  
Suite 105  
Austin, TX 78701  
Tel: (512) 480-0990  
Fax: (512) 480-0995  
[www.cdftexas.org](http://www.cdftexas.org)

### Texas (Rio Grande Valley)

944 A West Nolana Loop  
Pharr, TX 78577  
Tel: (956) 782-4000  
Fax: (956) 283-7975  
[www.cdftexas.org](http://www.cdftexas.org)

## About the Children's Defense Fund Action Council

The Children's Defense Fund Action Council's Leave No Child Behind® mission is to ensure every child a *Healthy Start*, a *Head Start*, a *Fair Start*, a *Safe Start* and a *Moral Start* in life and successful passage to adulthood with the help of caring families and communities.

We seek to provide a strong, effective voice for all the children of America who cannot vote, lobby, or speak for themselves. We pay particular attention to the needs of poor and minority children and those with disabilities. The CDF Action Council educates the nation about the needs of children and encourages preventive investments before they get sick or into trouble, drop out of school, or suffer family breakdown.

The CDF Action Council began in 1969 and is a private, nonprofit organization under Section 501(c)(4) of the Internal Revenue Code. We have never taken government funds.

**IT'S HARD TO TIGHTEN YOUR BELT  
WHEN YOU'RE WEARING DIAPERS.**



Every dollar invested in a poor child now will save many more dollars later. It's an investment that not only will make us a kinder, gentler nation, but also a richer one.

**THE CHILDREN'S DEFENSE FUND ACTION COUNCIL**

How come  
the richest  
nation in the  
world has  
**9 million**  
uninsured  
children?

== ELECT ==  
**SUSIE FLYNN**  
\*\*\*\* PRESIDENT \*\*\*\*

*"For the 9 million children without  
health insurance"*

Learn more about my cause at [electsusie.com](http://electsusie.com).

PAID FOR BY FRIENDS OF SUSIE FLYNN AND THE CHILDREN'S DEFENSE FUND ACTION COUNCIL



**More than nine million children in America are without health insurance and cannot see a doctor when they are sick. Children can't vote, but you can. Give children a voice—yours.**



**CDF Action Council**

25 E Street, NW  
Washington, DC 20001  
(202) 628-8787  
1 (800) CDF-1200

[www.cdfactioncouncil.org](http://www.cdfactioncouncil.org)